

A47 North Tuddenham to Easton Dualling

Scheme Number: TR010038

Volume 2 **2.2 General Arrangement Plans**

APFP Regulations 5(2)(o) and 5(4)

Planning Act 2008

Infrastructure Planning (Applications: Prescribed
Forms and Procedure) Regulations 2009

October 2021

Infrastructure Planning

Planning Act 2008

**The Infrastructure Planning
(Applications: Prescribed Forms and
Procedure) Regulations 2009**

The A47 North Tuddenham to Easton
Development Consent Order 202[x]

GENERAL ARRANGEMENT PLANS

Regulation Number:	5(2)(o) and 5(4)
Planning Inspectorate Scheme Reference	TR010038
Application Document Reference	TR010038/APP/2.2
Author:	A47 North Tuddenham to Easton Dualling Project Team, Highways England

Version	Date	Status of Version
Rev.0	March 2021	Application Issue
Rev.1	October 2021	Deadline 3

CONTENTS

1	INTRODUCTION.....	5
2	DEADLINE 3 UPDATE	5
3	SCHEDULE OF PLANS IN THIS APPLICATION DOCUMENT	6

1 INTRODUCTION

- 1.1.1 These General Arrangement Plans (these “Plans”) relate to an application made by Highways England (the “Applicant”) to the Secretary of State of Transport, via the Planning Inspectorate (the “Inspectorate”) under section 37 of the Planning Act 2008 (the “2008 Act”) for a Development Consent Order (DCO). If made, the DCO would grant consent for the A47 North Tuddenham to Easton Scheme (the “Scheme”).
- 1.1.2 The Scheme aims to relieve congestion, reduce journey times, encourage economic growth and improve our customers’ experience along the section of the A47 between North Tuddenham and Easton, west of Norwich, with a new dual carriageway running south of the existing A47 at Hockering and to the north of the existing A47 at Honingham. A detailed description of the Scheme can be found in Chapter 2 ‘The Proposed Scheme’ of the Environmental Statement (ES) (**TR010038/APP/6.1**). These Plans cover the Scheme in its entirety.
- 1.1.3 These Plans comprise part of the suite of application documentation and is included in the application for a DCO in compliance with Regulations 5(2)(j) of the Infrastructure Planning (Applications: Prescribed Forms and Procedure) Regulations 2009 (the “2009 Regulations”), which require:
- 5(2)(o) “any other plans, drawings and sections necessary to describe the proposals for which development consent is sought, showing details of design, external appearance, and the preferred layout of buildings or structures, drainage, surface water management, means of vehicular and pedestrian access, any car parking to be provided, and means of landscaping”.*
- 1.1.4 These Plans are also being submitted under Regulation 5(4) of the 2009 Regulations which states:
- 5(4) “where a plan comprises three or more separate sheets a key plan must be provided showing the relationship between the different sheets”.*
- 1.1.5 As these Plans are part of the application documentation, they should be read alongside and are informed by the other application documentation. In particular, these Plans should be read alongside Schedule 1 of the Draft DCO (**TR010037/APP/3.1**), the Works Plans (**TR010038/APP/2.4**) and the Engineering Drawings and Sections (**TR010038/APP/2.7**).

2 DEADLINE 3 UPDATE

- 2.1.1 The Key Plan and drawing sheets 9 and 14 have been updated to reflect the below changes to the Scheme design. The changes to the design and limits of deviation all remain within land allocated for permanent acquisition to deliver the Scheme:
- Alteration of the proposed existing A47 and realigned Taverham Road junction to remove any permanent works within land parcel 14/6a, in response to commitments in RR-006, RR-006 and RR-006 in the Applicant’s Responses to the Relevant Representations (**REP1-013**).

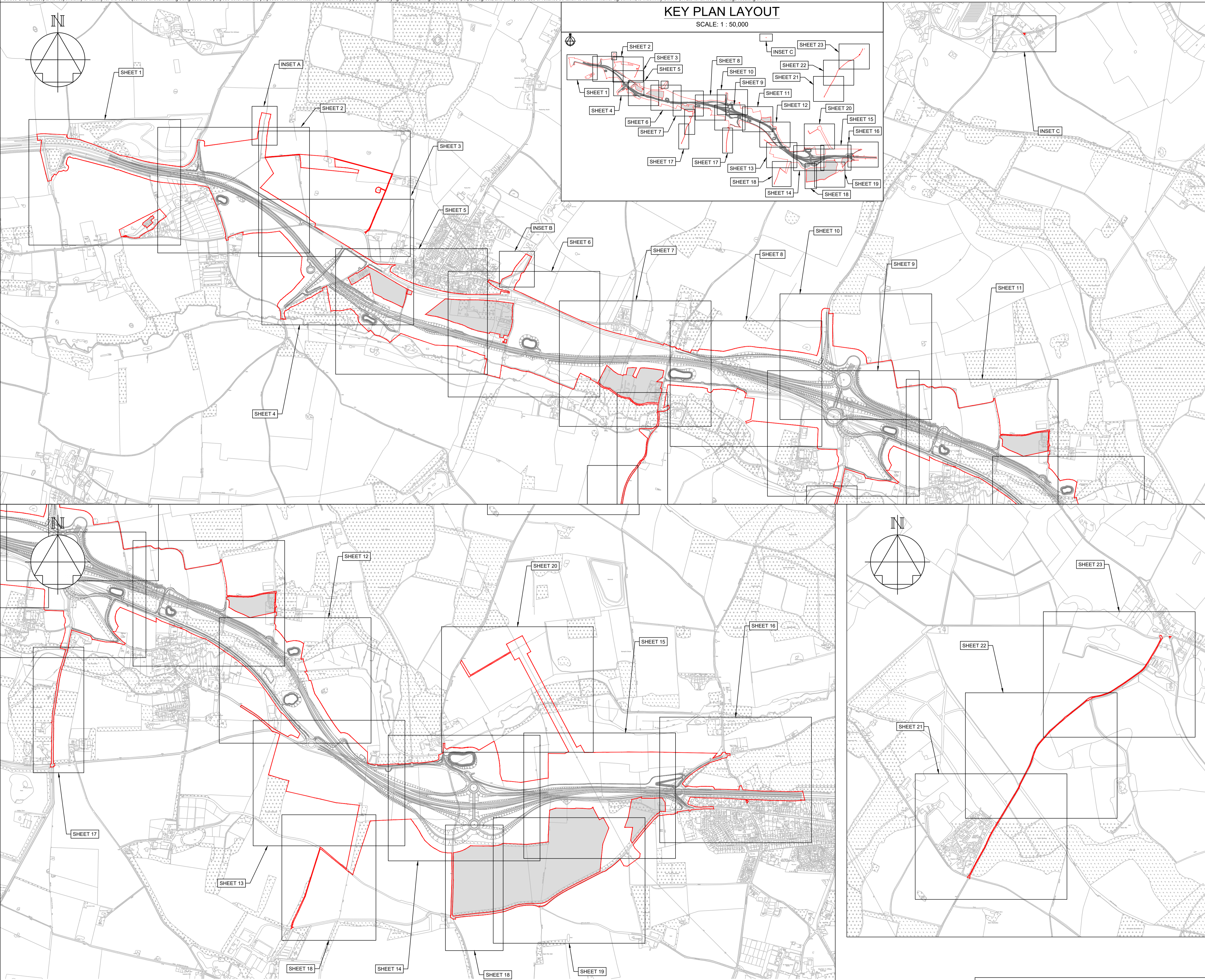
- Illustrate the change between the 3m wide RB1 byway connection to a 2m wide cycle only along the south side of the existing A47, in response to commitments in RR-037.59 in the Applicant's Responses to the Relevant Representations (**REP1-013**).

3 SCHEDULE OF PLANS IN THIS APPLICATION DOCUMENT

Document Title	DCO Document Number	Drawing Number	Rev
General Arrangement Plans, Regulation 5(4) – Key Plan	TR010038/APP/2.2(A)	HE551489-GTY-LSI-000-DR-CH-31000	C02
General Arrangement Plans, Regulation 5(2)(o) Sheet 1 of 23	TR010038/APP/2.2(B)	HE551489-GTY-LSI-000-DR-CH-31001	C01
General Arrangement Plans, Regulation 5(2)(o) Sheet 2 of 23	TR010038/APP/2.2(C)	HE551489-GTY-LSI-000-DR-CH-31002	C01
General Arrangement Plans, Regulation 5(2)(o) Sheet 3 of 23	TR010038/APP/2.2(D)	HE551489-GTY-LSI-000-DR-CH-31003	C01
General Arrangement Plans, Regulation 5(2)(o) Sheet 4 of 23	TR010038/APP/2.2(E)	HE551489-GTY-LSI-000-DR-CH-31004	C01
General Arrangement Plans, Regulation 5(2)(o) Sheet 5 of 23	TR010038/APP/2.2(F)	HE551489-GTY-LSI-000-DR-CH-31005	C01
General Arrangement Plans, Regulation 5(2)(o) Sheet 6 of 23	TR010038/APP/2.2(G)	HE551489-GTY-LSI-000-DR-CH-31006	C01
General Arrangement Plans, Regulation 5(2)(o) Sheet 7 of 23	TR010038/APP/2.2(H)	HE551489-GTY-LSI-000-DR-CH-31007	C01
General Arrangement Plans, Regulation 5(2)(o) Sheet 8 of 23	TR010038/APP/2.2(I)	HE551489-GTY-LSI-000-DR-CH-31008	C01
General Arrangement Plans, Regulation 5(2)(o) Sheet 9 of 23	TR010038/APP/2.2(J)	HE551489-GTY-LSI-000-DR-CH-31009	C02
General Arrangement Plans, Regulation 5(2)(o) Sheet 10 of 23	TR010038/APP/2.2(K)	HE551489-GTY-LSI-000-DR-CH-31010	C01
General Arrangement Plans, Regulation 5(2)(o) Sheet 11 of 23	TR010038/APP/2.2(L)	HE551489-GTY-LSI-000-DR-CH-31011	C01
General Arrangement Plans, Regulation 5(2)(o) Sheet 12 of 23	TR010038/APP/2.2(M)	HE551489-GTY-LSI-000-DR-CH-31012	C01

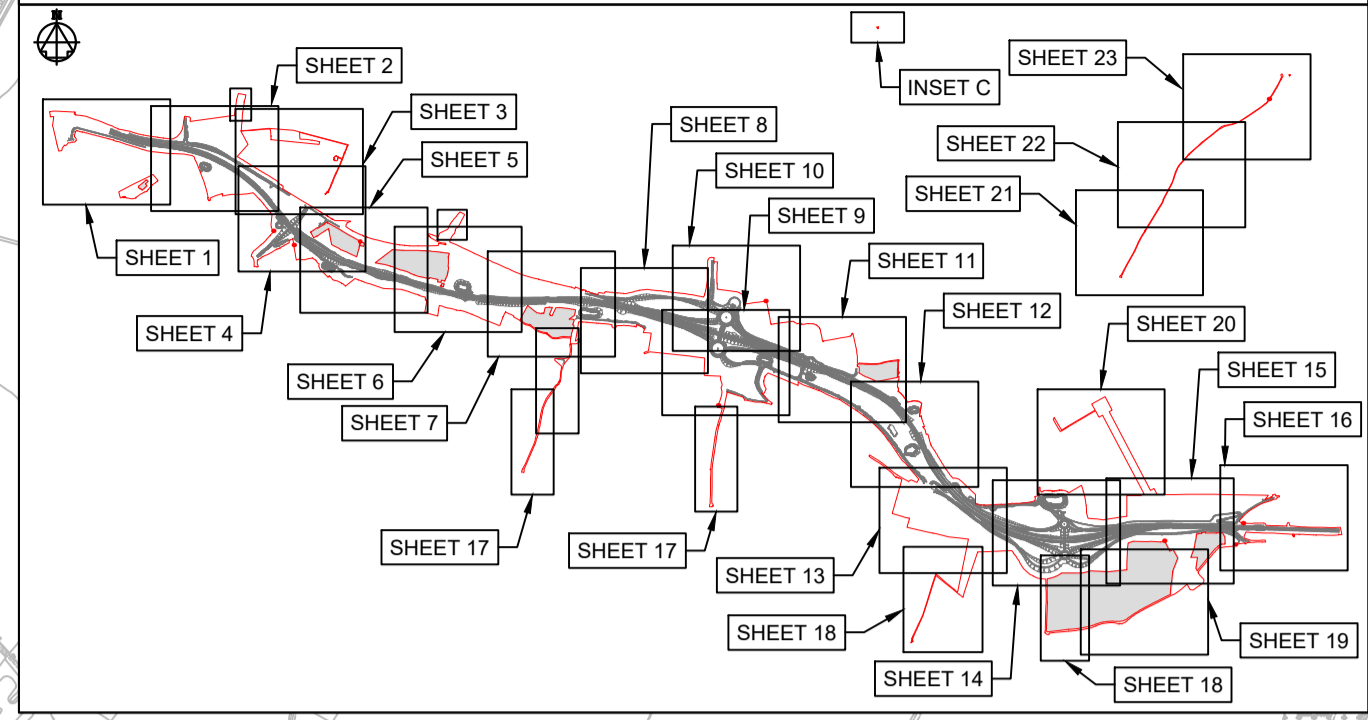
Document Title	DCO Document Number	Drawing Number	Rev
General Arrangement Plans, Regulation 5(2)(o) Sheet 13 of 23	TR010038/APP/2.2(N)	HE551489-GTY-LSI-000-DR-CH-31013	C01
General Arrangement Plans, Regulation 5(2)(o) Sheet 14 of 23	TR010038/APP/2.2(O)	HE551489-GTY-LSI-000-DR-CH-31014	C02
General Arrangement Plans, Regulation 5(2)(o) Sheet 15 of 23	TR010038/APP/2.2(P)	HE551489-GTY-LSI-000-DR-CH-31015	C01
General Arrangement Plans, Regulation 5(2)(o) Sheet 16 of 23	TR010038/APP/2.2(Q)	HE551489-GTY-LSI-000-DR-CH-31016	C01
General Arrangement Plans, Regulation 5(2)(o) Sheet 17 of 23	TR010038/APP/2.2(R)	HE551489-GTY-LSI-000-DR-CH-31017	C01
General Arrangement Plans, Regulation 5(2)(o) Sheet 18 of 23	TR010038/APP/2.2(S)	HE551489-GTY-LSI-000-DR-CH-31018	C01
General Arrangement Plans, Regulation 5(2)(o) Sheet 19 of 23	TR010038/APP/2.2(T)	HE551489-GTY-LSI-000-DR-CH-31019	C01
General Arrangement Plans, Regulation 5(2)(o) Sheet 20 of 23	TR010038/APP/2.2(U)	HE551489-GTY-LSI-000-DR-CH-31020	C01
General Arrangement Plans, Regulation 5(2)(o) Sheet 21 of 23	TR010038/APP/2.2(V)	HE551489-GTY-LSI-000-DR-CH-31021	C01
General Arrangement Plans, Regulation 5(2)(o) Sheet 22 of 23	TR010038/APP/2.2(W)	HE551489-GTY-LSI-000-DR-CH-31022	C01
General Arrangement Plans, Regulation 5(2)(o) Sheet 23 of 23	TR010038/APP/2.2(X)	HE551489-GTY-LSI-000-DR-CH-31023	C01

This drawing should not be relied on or used in circumstances other than those for which it was originally prepared and for which Sweco UK Ltd was commissioned. Sweco UK Ltd accepts no responsibility for this drawing to any party other than the person by whom it was commissioned. This drawing has been prepared on behalf of Galliford Try by Sweco UK Ltd for the titled project or named part thereof and should not be relied upon or used for any other project without an independent check being carried out as to its suitability and prior written authority of Galliford Try being obtained. Sweco UK Ltd accepts no responsibility or liability for the consequences of this drawing being used for a purpose other than the purposes for which it was commissioned. Any person using or relying on this drawing for such other purpose agrees, and will by such use or reliance be taken to confirm his/her agreement, to indemnify Sweco UK Ltd for all loss or damage resulting therefrom.



KEY PLAN LAYOUT

SCALE: 1 : 50,000



NOTES

Purpose of use
FOR DCO SUBMISSION

Development Consent Order Number / Document
TR010038/APP/2.2(A)

1. THESE PLANS SHOULD BE READ IN CONJUNCTION WITH OTHER PLANS AND DOCUMENTS IN THE DEVELOPMENT CONSENT ORDER.
2. ALL DIMENSIONS ARE IN METRES UNLESS STATED OTHERWISE.

KEY TO SYMBOLS

- ORDER LIMITS
- AREA NOT INCLUDED IN THE ORDER LIMITS
- SCHEME DESIGN

REV	DATE	REVISION NOTE	ORG	CHKD	APPD
P01	08/12/20	FIRST ISSUE	AKno	JHar	JHar
P02	26/02/21	DCO SUBMISSION	AKno	JHar	MR
P03	11/03/21	DCO SUBMISSION	RO	MR	MR
C01	11/03/21	DCO SUBMISSION	RO	MR	MR
P04	01/10/21	DCO DEADLINE 3		MR	MR
C02	01/10/21	DCO DEADLINE 3		MR	MR

DESIGNER



CONTRACTOR



CLIENT



PROJECT TITLE

A47 NORTH TUDDENHAM TO EASTON DUALLING

PROJECT STAGE

PCF STAGE 4

DRAWING TITLE

**GENERAL ARRANGEMENT PLANS
REGULATION 5(4)
KEY PLAN**

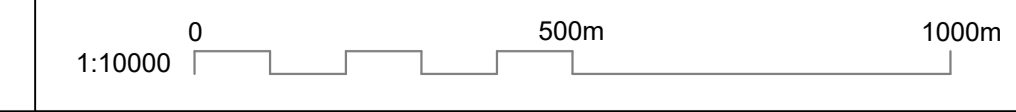
SUITABILITY

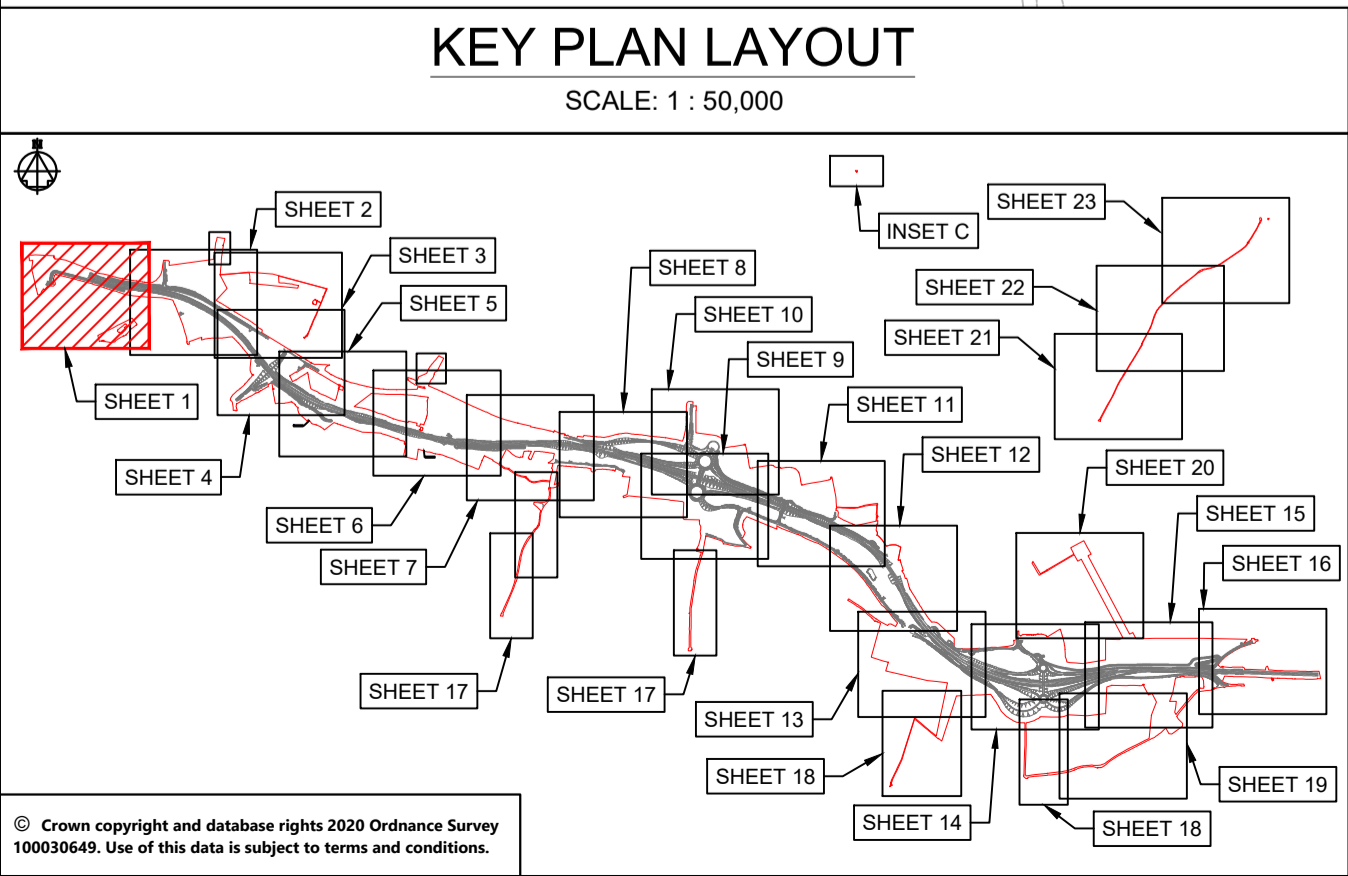
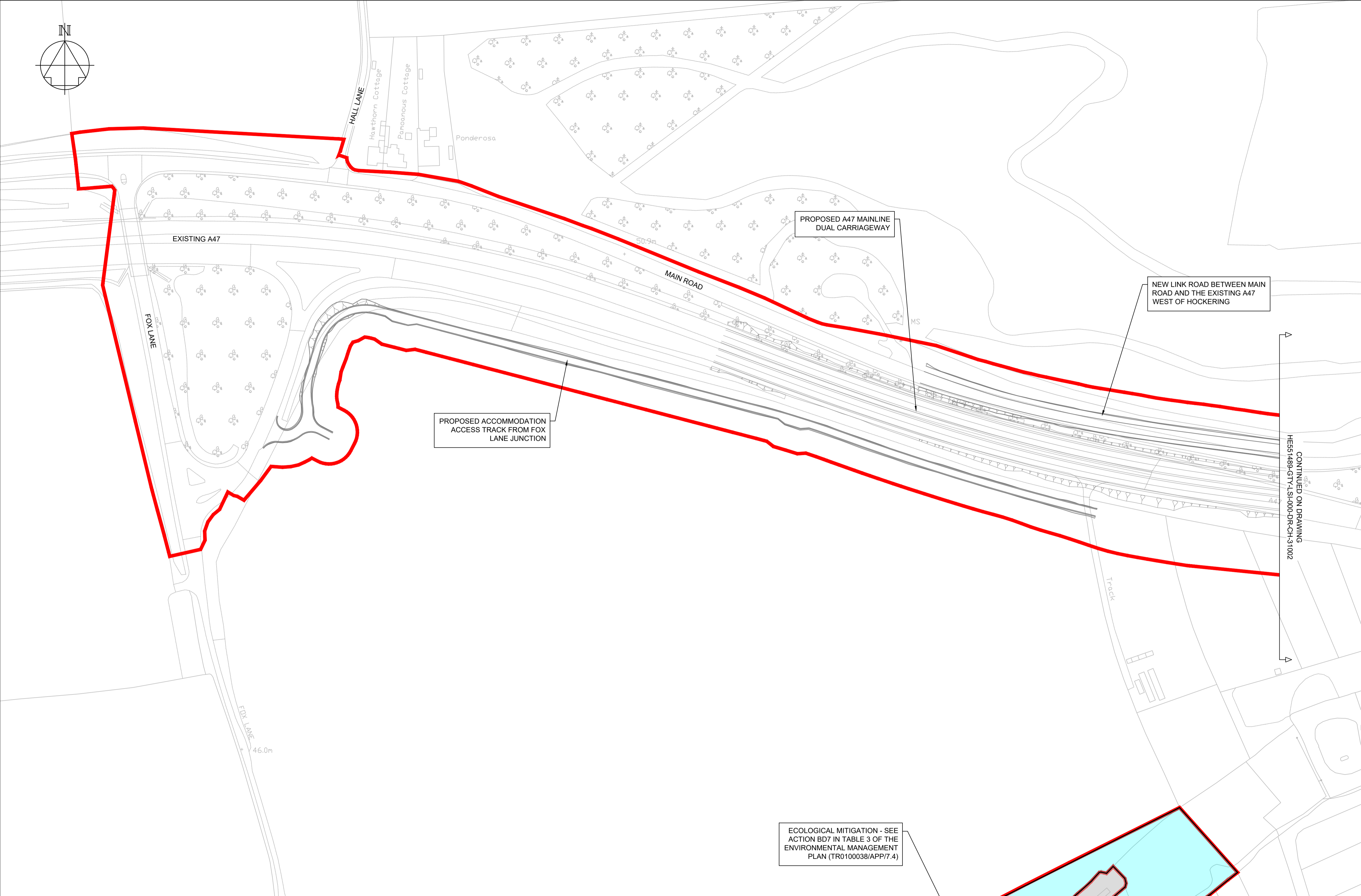
AUTHORISED AS STAGE 3 COMPLETED

SHEET SIZE	SCALE	STATUS	REVISION
A1	AS SHOWN	A3	C02

DRAWING NUMBER

HE551489-GTY-LSI-000-DR-CH-31000





NOTES

Purpose of use
FOR DCO SUBMISSION

Development Consent Order Number / Document
TR010038/APP/2.2(B)

- THESE PLANS SHOULD BE READ IN CONJUNCTION WITH OTHER PLANS AND DOCUMENTS IN THE DEVELOPMENT CONSENT ORDER.
- ALL DIMENSIONS ARE IN METRES UNLESS STATED OTHERWISE.

KEY TO SYMBOLS

- ORDER LIMITS
- AREA NOT INCLUDED IN THE ORDER LIMITS
- SCHEME DESIGN
- COMPOUND/MATERIAL STORAGE AREA
- ECOLOGICAL MITIGATION
- ENVIRONMENTAL MITIGATION
- UTILITIES AND MINOR WORKS LIMIT OF DEVIATION

REV	DATE	REVISION NOTE	ORG	CHKD	APPD
P01	08/12/20	FIRST ISSUE	AKno	JHar	JHar
P02	26/02/21	DCO SUBMISSION	AKno	JHar	MR
P03	11/03/21	DCO SUBMISSION	AKno	MR	MR
C01	11/03/21	DCO SUBMISSION	AKno	MR	MR

DESIGNER
SWECO

CONTRACTOR
GallifordTry

CLIENT
highways england

PROJECT TITLE
A47 NORTH TUDDENHAM TO EASTON DUALLING

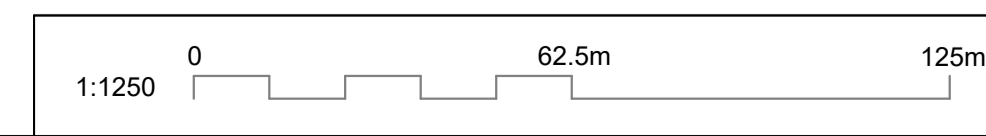
PROJECT STAGE
PCF STAGE 3

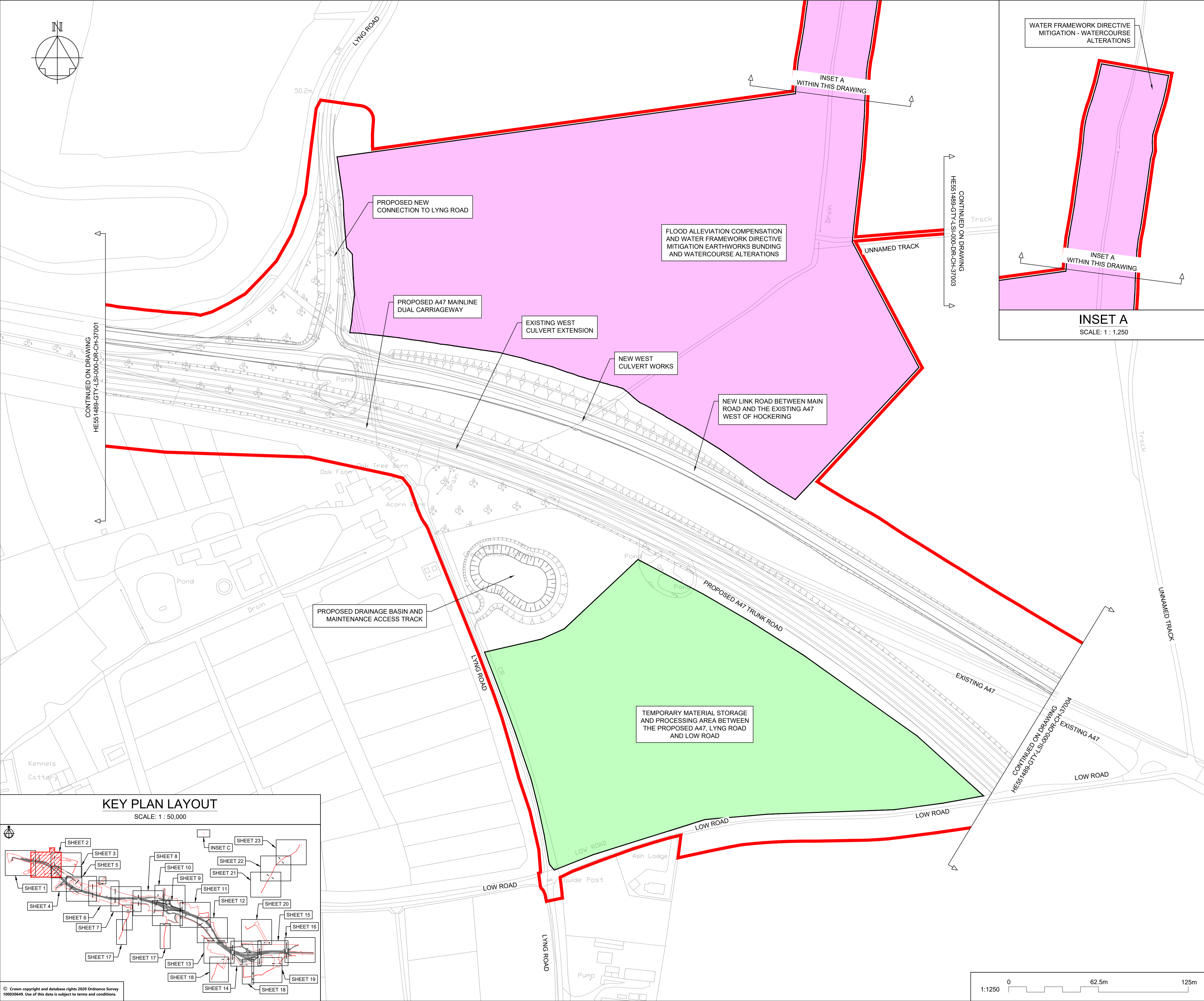
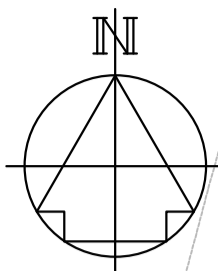
DRAWING TITLE
GENERAL ARRANGEMENT PLANS REGULATION 5(2)(o) SHEET 1 OF 23

SUITABILITY
AUTHORISED AS STAGE 3 COMPLETED

SHEET SIZE	SCALE	STATUS	REVISION
A1	1:1250	A3	C01

DRAWING NUMBER
HE551489-GTY-LSI-000-DR-CH-31001





NOTES

Purpose of use
FOR DCO SUBMISSION

Development Consent Order Number / Document
TR010038/APP/2.2(C)

1. THESE PLANS SHOULD BE READ IN CONJUNCTION WITH OTHER PLANS AND DOCUMENTS IN THE DEVELOPMENT CONSENT ORDER.
2. ALL DIMENSIONS ARE IN METRES UNLESS STATED OTHERWISE.

KEY TO SYMBOLS

- ORDER LIMITS
- AREA NOT INCLUDED IN THE ORDER LIMITS
- SCHEME DESIGN
- COMPOUND/MATERIAL STORAGE AREA
- ECOLOGICAL MITIGATION
- ENVIRONMENTAL MITIGATION
- UTILITIES AND MINOR WORKS LIMIT OF DEVIATION

REV	DATE	REVISION NOTE	ORG	CHKD	APPD
P01	08/12/20	FIRST ISSUE	AKno	JHar	JHar
P02	26/02/21	DCO SUBMISSION	AKno	JHar	MR
P03	11/03/21	DCO SUBMISSION	AKno	MR	MR
C01	11/03/21	DCO SUBMISSION	AKno	MR	MR

DESIGNER
SWECO

CONTRACTOR
GallifordTry

CLIENT
**highways
england**

PROJECT TITLE
A47 NORTH TUDDENHAM TO EASTON DUALLING

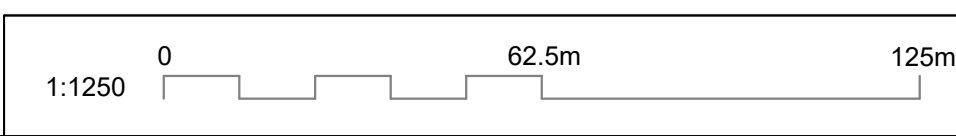
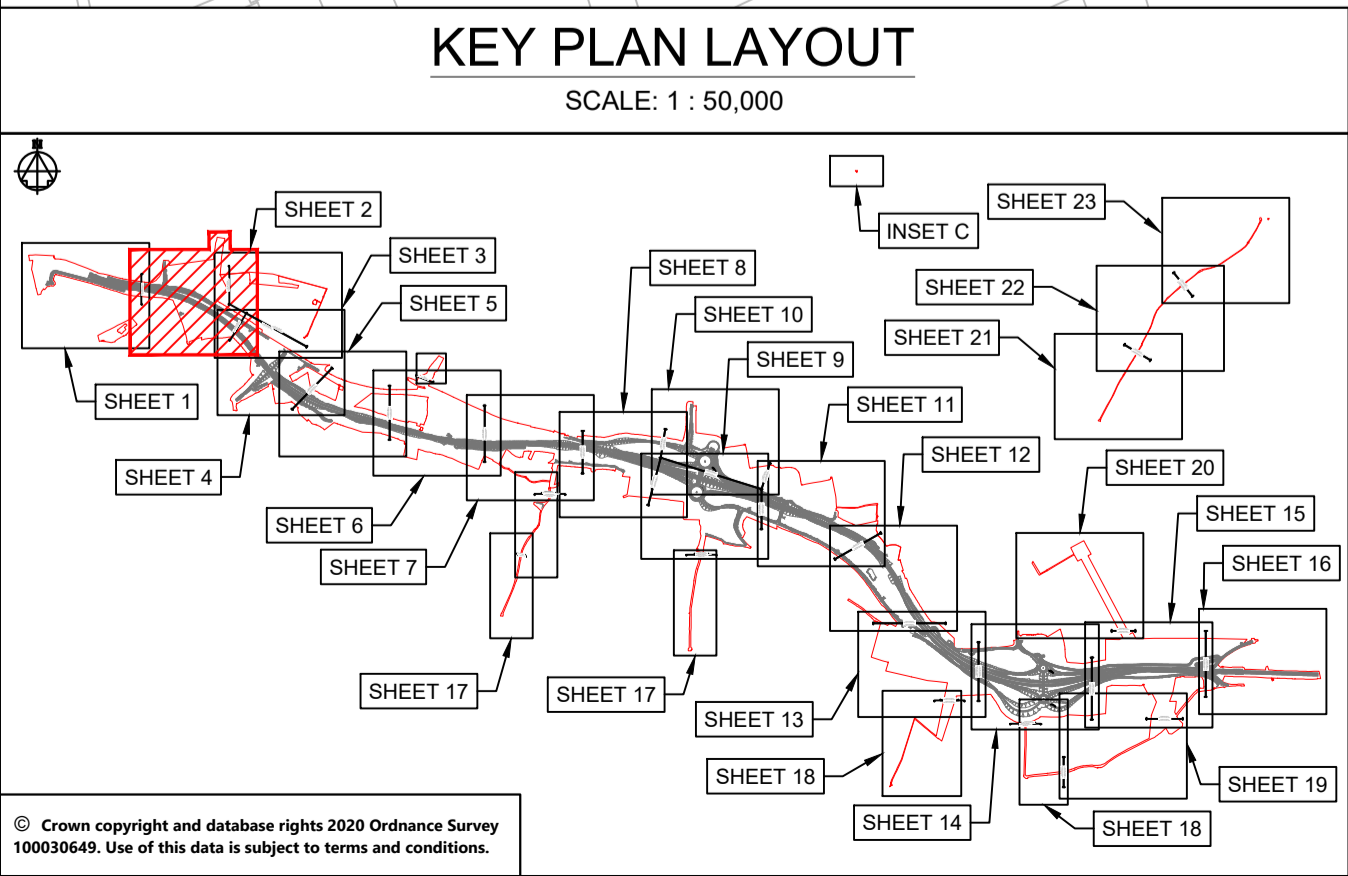
PROJECT STAGE
PCF STAGE 3

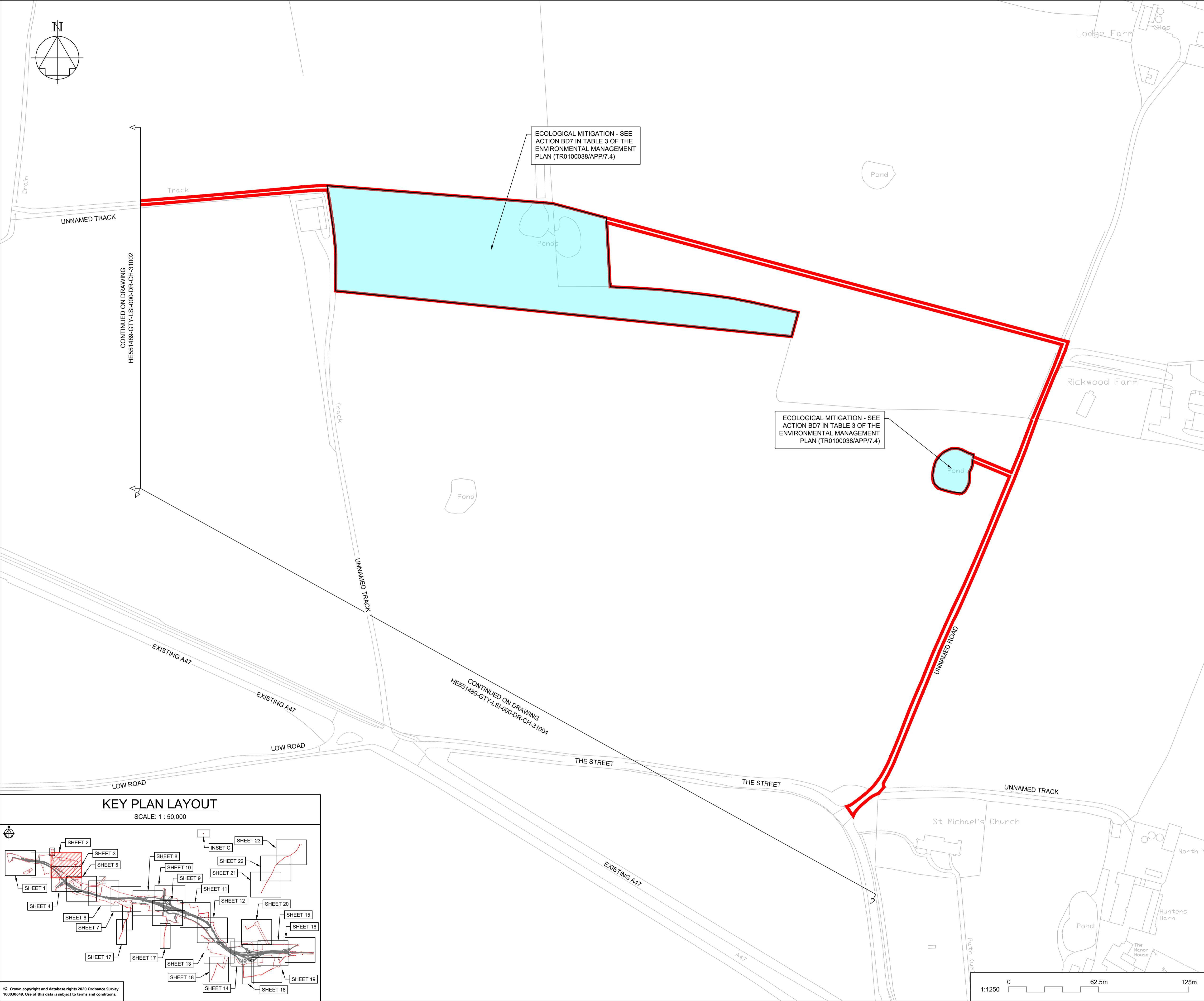
DRAWING TITLE
**GENERAL ARRANGEMENT PLANS
REGULATION 5(2)(o)
SHEET 2 OF 23**

SUITABILITY
AUTHORISED AS STAGE 3 COMPLETED

SHEET SIZE	SCALE	STATUS	REVISION
A1	1:1250	A3	C01

DRAWING NUMBER
HE551489-GTY-LSI-000-DR-CH-31002





NOTES

Purpose of use
FOR DCO SUBMISSION

Development Consent Order Number / Document
TR010038/APP/2.2(D)

- THESE PLANS SHOULD BE READ IN CONJUNCTION WITH OTHER PLANS AND DOCUMENTS IN THE DEVELOPMENT CONSENT ORDER.
- ALL DIMENSIONS ARE IN METRES UNLESS STATED OTHERWISE.

KEY TO SYMBOLS

- ORDER LIMITS
- AREA NOT INCLUDED IN THE ORDER LIMITS
- SCHEME DESIGN
- COMPOUND/MATERIAL STORAGE AREA
- ECOLOGICAL MITIGATION
- ENVIRONMENTAL MITIGATION
- UTILITIES AND MINOR WORKS LIMIT OF DEVIATION

REV	DATE	REVISION NOTE	ORG	CHKD	APPD
P01	08/12/20	FIRST ISSUE	AKno	JHar	JHar
P02	26/02/21	DCO SUBMISSION	AKno	JHar	MR
P03	11/03/21	DCO SUBMISSION	AKno	MR	BArt
C01	11/03/21	DCO SUBMISSION	AKno	MR	BArt

DESIGNER

CONTRACTOR

CLIENT

PROJECT TITLE

A47 NORTH TUDDENHAM TO EASTON DUALLING

PROJECT STAGE

PCF STAGE 3

DRAWING TITLE

**GENERAL ARRANGEMENT PLANS
REGULATION 5(2)(o)
SHEET 3 OF 23**

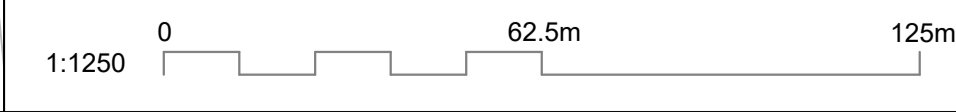
SUITABILITY

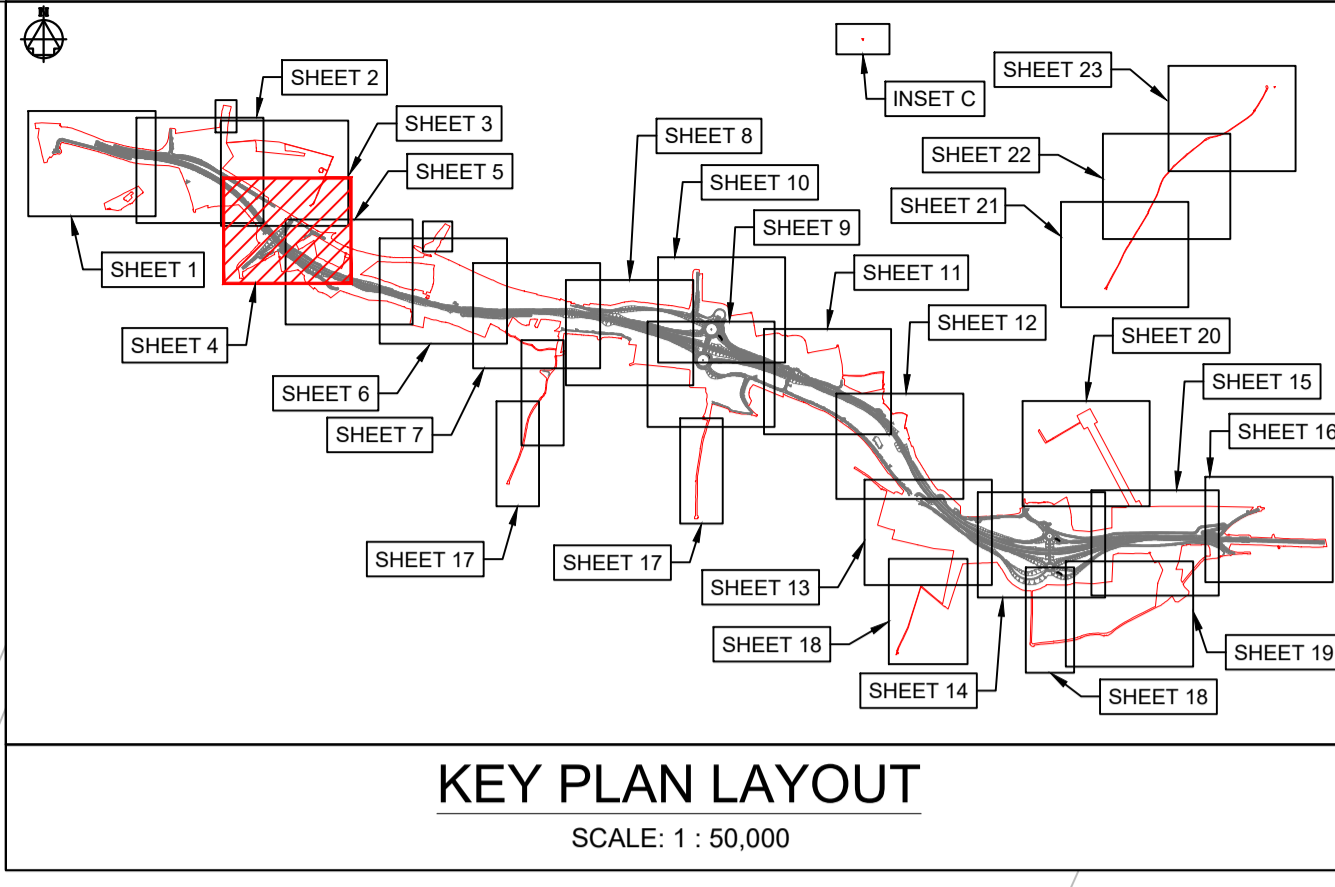
AUTHORISED AS STAGE 3 COMPLETED

SHEET SIZE	SCALE	STATUS	REVISION
A1	1:1250	A3	C01

DRAWING NUMBER

HE551489-GTY-LSI-000-DR-CH-31003





NOTES

Purpose of use
FOR DCO SUBMISSION

Development Consent Order Number / Document
TR010038/APP/2.2(E)

- THESE PLANS SHOULD BE READ IN CONJUNCTION WITH OTHER PLANS AND DOCUMENTS IN THE DEVELOPMENT CONSENT ORDER.
- ALL DIMENSIONS ARE IN METRES UNLESS STATED OTHERWISE.

KEY TO SYMBOLS

- ORDER LIMITS
- AREA NOT INCLUDED IN THE ORDER LIMITS
- SCHEME DESIGN
- COMPOUND/MATERIAL STORAGE AREA
- ECOLOGICAL MITIGATION
- ENVIRONMENTAL MITIGATION
- UTILITIES AND MINOR WORKS LIMIT OF DEVIATION

REV	DATE	REVISION NOTE	ORG	CHKD	APPD
P01	08/12/20	FIRST ISSUE	AKno	JHar	JHar
P02	26/02/21	DCO SUBMISSION	AKno	JHar	MR
P03	11/03/21	DCO SUBMISSION	AKno	MR	MR
C01	11/03/21	DCO SUBMISSION	AKno	MR	MR

DESIGNER
SWECO

CONTRACTOR
GallifordTry

CLIENT
**highways
england**

PROJECT TITLE
**A47 NORTH TUDDENHAM TO
EASTON DUALLING**

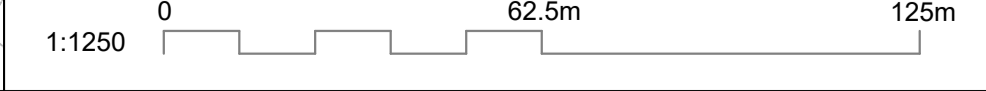
PROJECT STAGE
PCF STAGE 3

DRAWING TITLE
**GENERAL ARRANGEMENT PLANS
REGULATION 5(2)(o)
SHEET 4 OF 23**

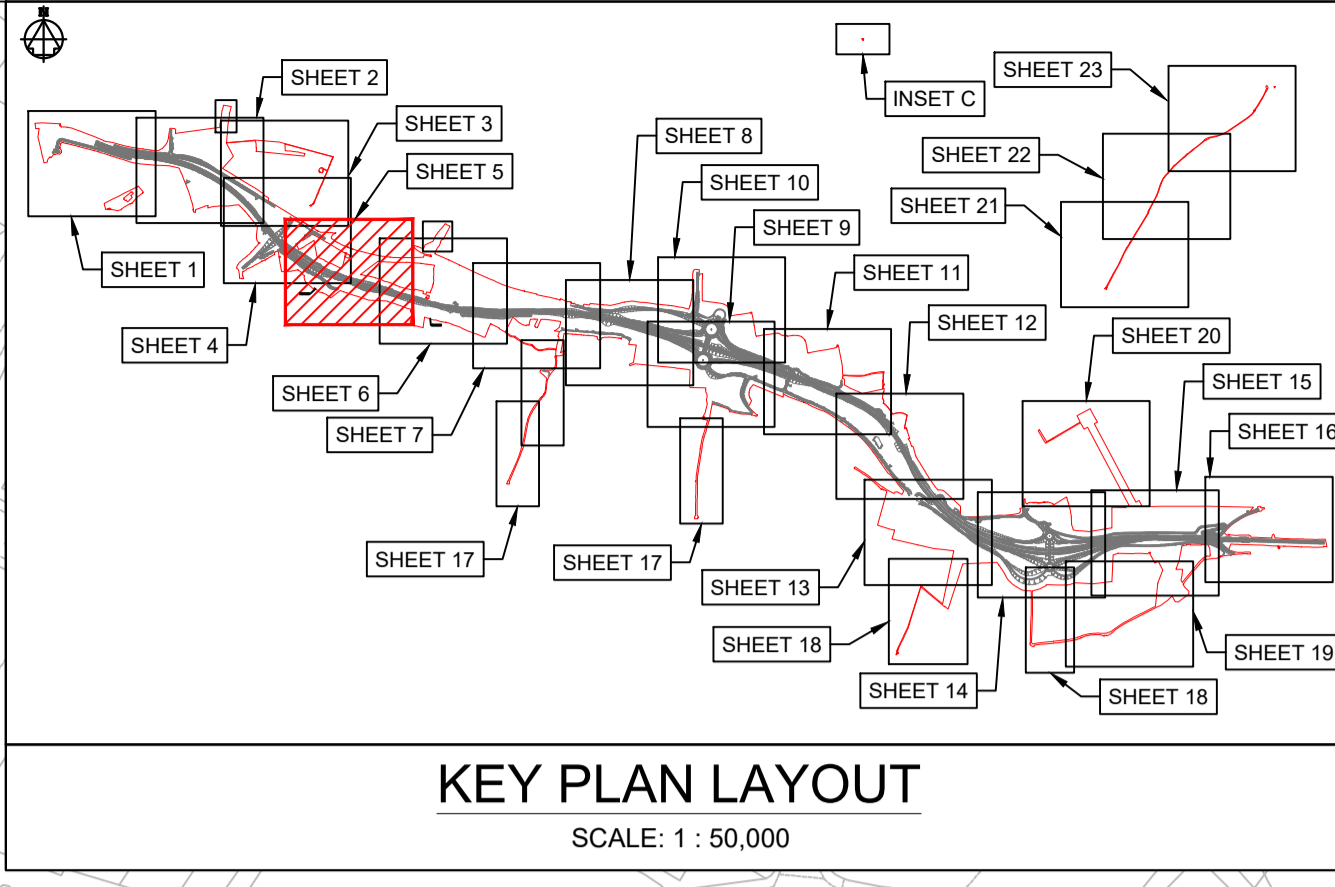
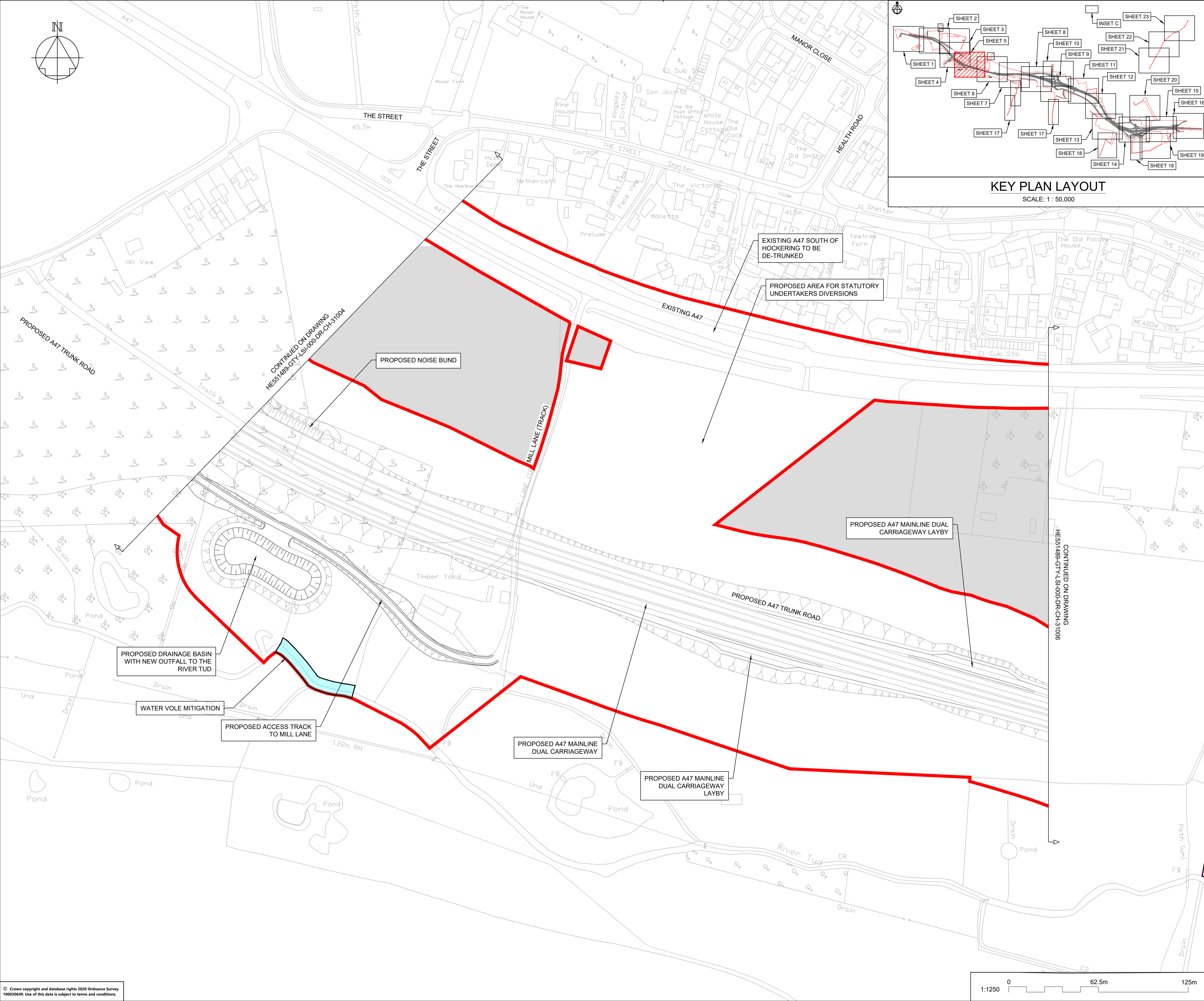
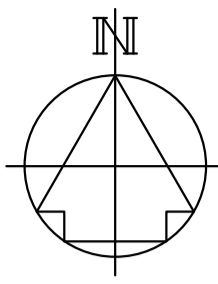
SUITABILITY
AUTHORISED AS STAGE 3 COMPLETED

SHEET SIZE	SCALE	STATUS	REVISION
A1	1:1250	A3	C01

DRAWING NUMBER
HE551489-GTY-LSI-000-DR-CH-31004



This drawing should not be relied on or used in circumstances other than those for which it was originally prepared and for which Sweco UK Ltd was commissioned. Sweco UK Ltd accepts no responsibility for this drawing to any party other than the person by whom it was commissioned. This drawing has been prepared on behalf of Galliford Try by Sweco UK Ltd for the titled project or named part thereof and should not be relied upon or used for any other project without an independent check being carried out as to its suitability and prior written authority of Galliford Try being obtained. Sweco UK Ltd accepts no responsibility or liability for the consequences of this drawing being used for a purpose other than the purposes for which it was commissioned. Any person using or relying on this drawing for such other purpose agrees, and will by such use or reliance be taken to confirm his/her agreement, to indemnify Sweco UK Ltd for all loss or damage resulting therefrom.



NOTES

Purpose of use
FOR DCO SUBMISSION

Development Consent Order Number / Document
TR010038/APP/2.2(F)

- THESE PLANS SHOULD BE READ IN CONJUNCTION WITH OTHER PLANS AND DOCUMENTS IN THE DEVELOPMENT CONSENT ORDER.
- ALL DIMENSIONS ARE IN METRES UNLESS STATED OTHERWISE.

KEY TO SYMBOLS

- ORDER LIMITS
- AREA NOT INCLUDED IN THE ORDER LIMITS
- SCHEME DESIGN
- COMPOUND/MATERIAL STORAGE AREA
- ECOLOGICAL MITIGATION
- ENVIRONMENTAL MITIGATION
- UTILITIES AND MINOR WORKS LIMIT OF DEVIATION

REV	DATE	REVISION NOTE	ORG	CHKD	APPD
P01	08/12/20	FIRST ISSUE	AKno	JHar	JHar
P02	26/02/21	DCO SUBMISSION	AKno	JHar	MR
P03	11/03/21	DCO SUBMISSION	AKno	MR	MR
C01	11/03/21	DCO SUBMISSION	AKno	MR	MR

DESIGNER
SWECO

CONTRACTOR
GallifordTry

CLIENT
**highways
england**

PROJECT TITLE
A47 NORTH TUDDENHAM TO EASTON DUALLING

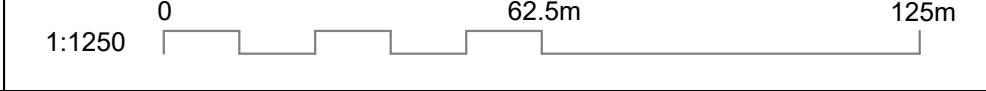
PROJECT STAGE
PCF STAGE 3

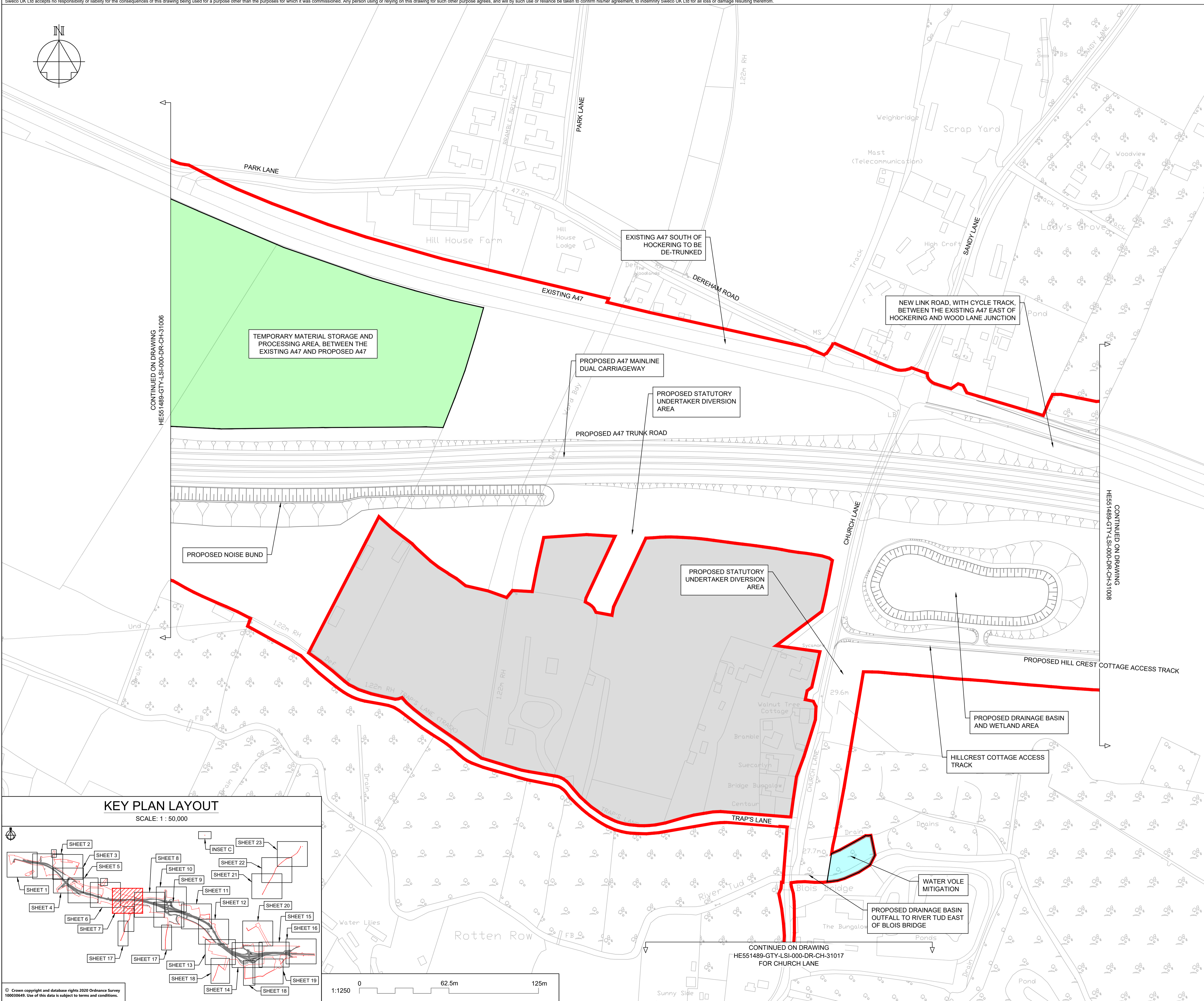
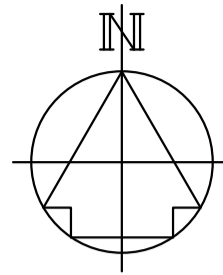
DRAWING TITLE
**GENERAL ARRANGEMENT PLANS
REGULATION 5(2)(o)
SHEET 5 OF 23**

SUITABILITY
AUTHORISED AS STAGE 3 COMPLETED

SHEET SIZE	SCALE	STATUS	REVISION
A1	1:1250	A3	C01

DRAWING NUMBER
HE551489-GTY-LSI-000-DR-CH-31005





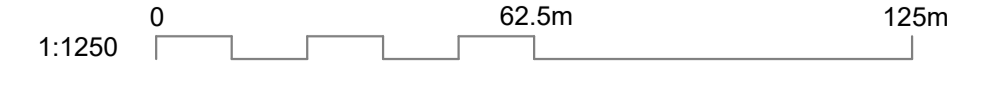
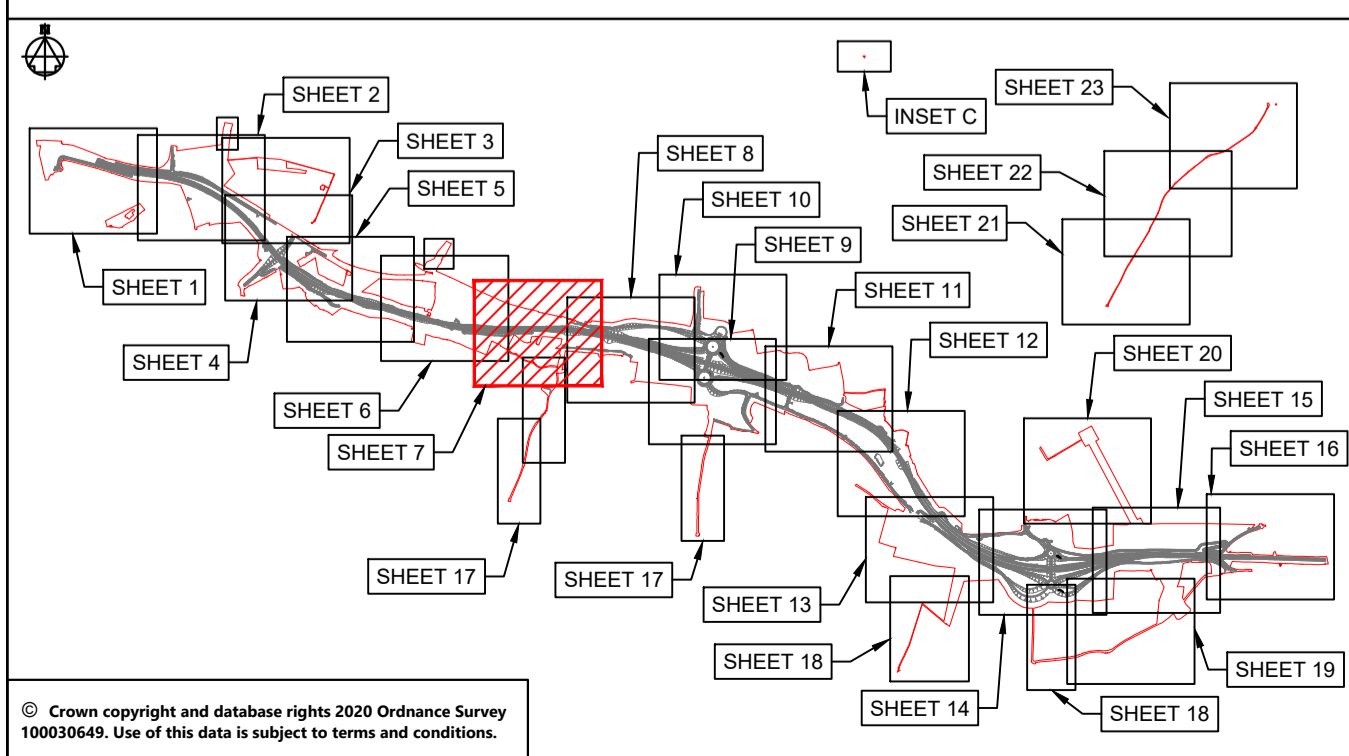
CONTINUED ON DRAWING
HE551489-GTY-LSI-000-DR-CH-31006

CONTINUED ON DRAWING
HE551489-GTY-LSI-000-DR-CH-31008

CONTINUED ON DRAWING
HE551489-GTY-LSI-000-DR-CH-31017
FOR CHURCH LANE

KEY PLAN LAYOUT

SCALE: 1 : 50,000



NOTES

Purpose of use
FOR DCO SUBMISSION

Development Consent Order Number / Document
TR010038/APP/2.2(H)

- THESE PLANS SHOULD BE READ IN CONJUNCTION WITH OTHER PLANS AND DOCUMENTS IN THE DEVELOPMENT CONSENT ORDER.
- ALL DIMENSIONS ARE IN METRES UNLESS STATED OTHERWISE.

KEY TO SYMBOLS

- ORDER LIMITS
- AREA NOT INCLUDED IN THE ORDER LIMITS
- SCHEME DESIGN
- COMPOUND/MATERIAL STORAGE AREA
- ECOLOGICAL MITIGATION
- ENVIRONMENTAL MITIGATION
- UTILITIES AND MINOR WORKS LIMIT OF DEVIATION

REV	DATE	REVISION NOTE	ORG	CHKD	APPD
P01	08/12/20	FIRST ISSUE	AKno	JHar	JHar
P02	26/02/21	DCO SUBMISSION	AKno	JHar	MR
P03	11/03/21	DCO SUBMISSION	AKno	MR	MR
C01	11/03/21	DCO SUBMISSION	AKno	MR	MR

DESIGNER
SWECO

CONTRACTOR
GallifordTry

CLIENT
highways england

PROJECT TITLE
A47 NORTH TUDDENHAM TO EASTON DUALLING

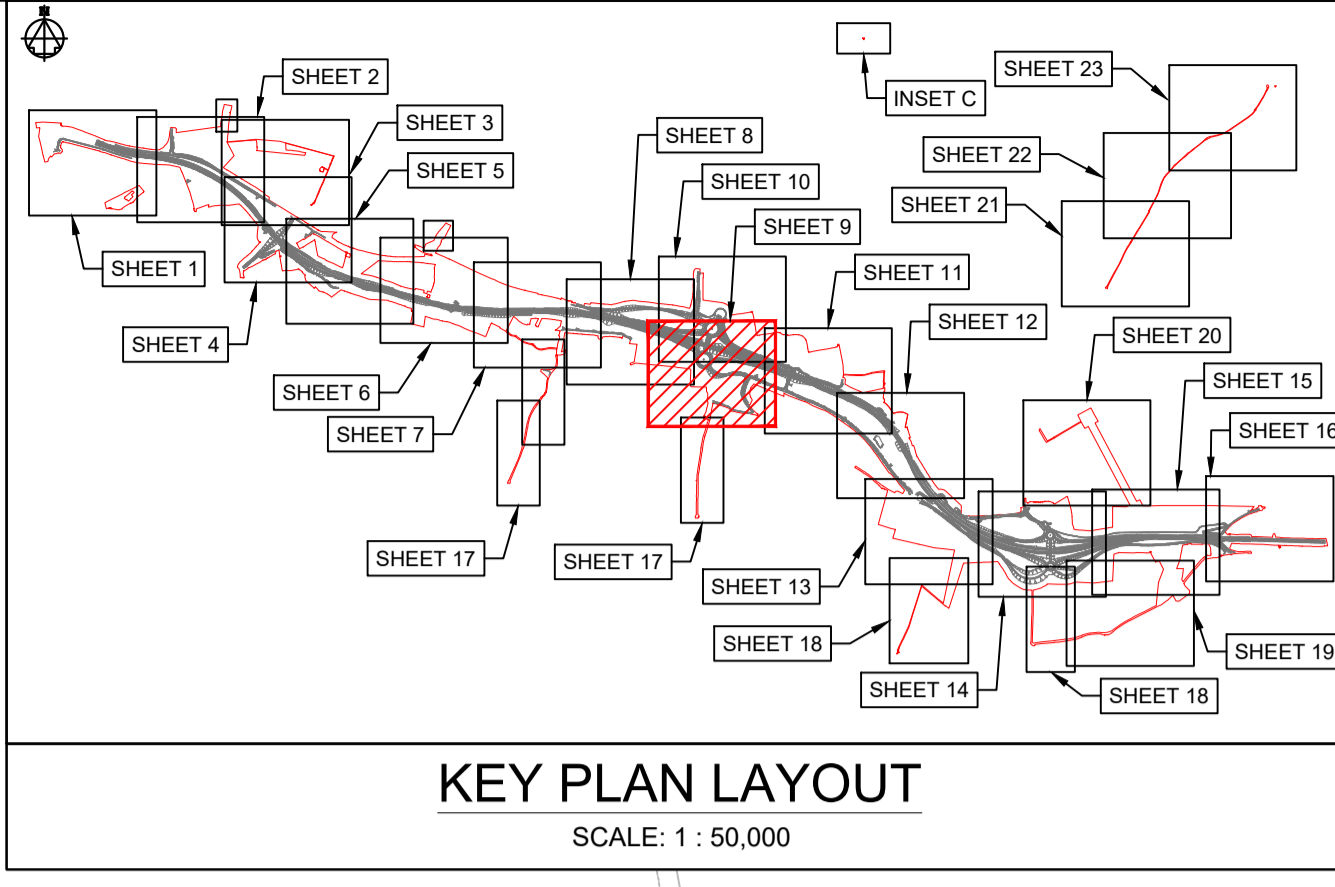
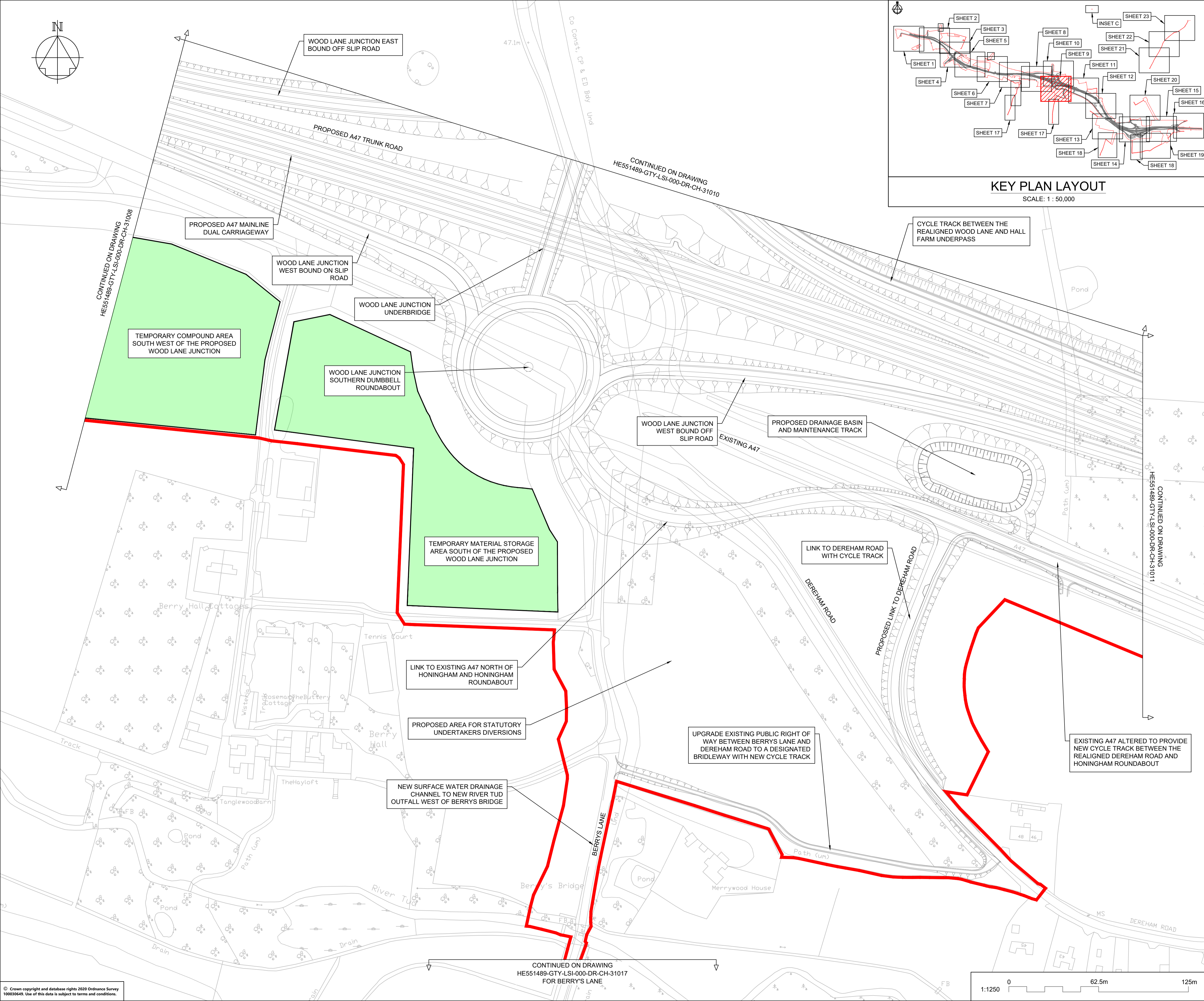
PROJECT STAGE
PCF STAGE 3

DRAWING TITLE
**GENERAL ARRANGEMENT PLANS
REGULATION 5(2)(o)
SHEET 7 OF 23**

SUITABILITY
AUTHORISED AS STAGE 3 COMPLETED

SHEET SIZE	SCALE	STATUS	REVISION
A1	1:1250	A3	C01

DRAWING NUMBER
HE551489-GTY-LSI-000-DR-CH-31007



NOTES

Purpose of use
FOR DCO SUBMISSION

Development Consent Order Number / Document
TR010038/APP/2.2(J)

- THESE PLANS SHOULD BE READ IN CONJUNCTION WITH OTHER PLANS AND DOCUMENTS IN THE DEVELOPMENT CONSENT ORDER.
- ALL DIMENSIONS ARE IN METRES UNLESS STATED OTHERWISE.

KEY TO SYMBOLS

- ORDER LIMITS
- AREA NOT INCLUDED IN THE ORDER LIMITS
- SCHEME DESIGN
- COMPOUND/MATERIAL STORAGE AREA
- ECOLOGICAL MITIGATION
- ENVIRONMENTAL MITIGATION
- UTILITIES AND MINOR WORKS LIMIT OF DEVIATION

REV	DATE	REVISION NOTE	ORG	CHKD	APPD
P01	08/12/20	FIRST ISSUE	AKno	JHar	JHar
P02	26/02/21	DCO SUBMISSION	AKno	JHar	MR
P03	11/03/21	DCO SUBMISSION	AKno	MR	MR
C01	11/03/21	DCO SUBMISSION	AKno	MR	MR
P04	01/10/21	DCO DEADLINE 3		MR	MR
C02	01/10/21	DCO DEADLINE 3		MR	MR

DESIGNER
SWECO

CONTRACTOR
GallifordTry

CLIENT
highways england

PROJECT TITLE
A47 NORTH TUDDENHAM TO EASTON DUALLING

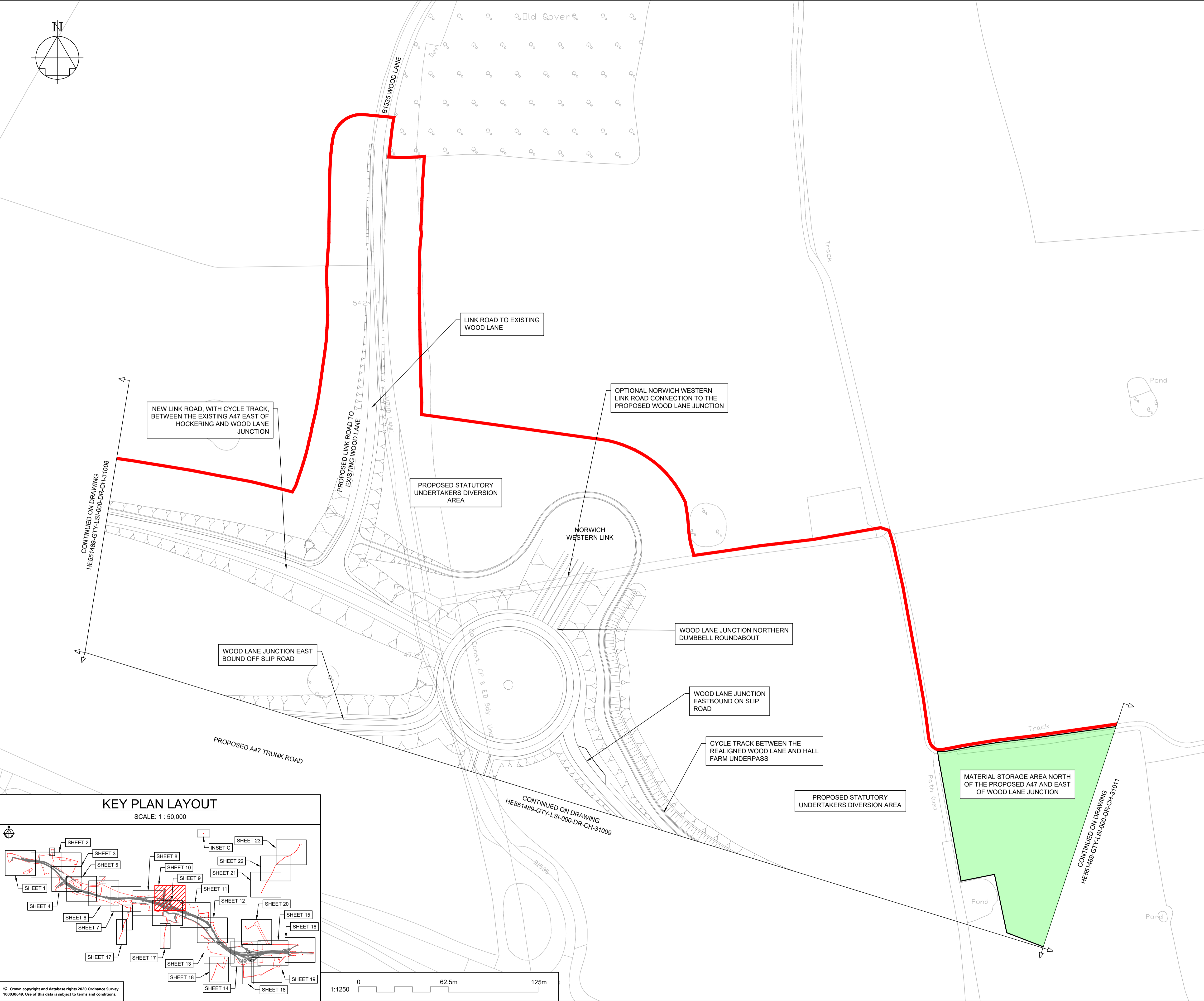
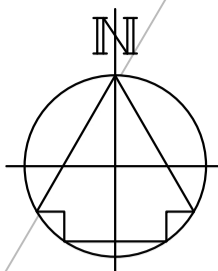
PROJECT STAGE
PCF STAGE 4

DRAWING TITLE
**GENERAL ARRANGEMENT PLANS
REGULATION 5(2)(o)
SHEET 9 OF 23**

SUITABILITY
AUTHORISED AS STAGE 3 COMPLETED

SHEET SIZE	SCALE	STATUS	REVISION
A1	1:1250	A3	C02

DRAWING NUMBER
HE551489-GTY-LSI-000-DR-CH-31009



NOTES

Purpose of use
FOR DCO SUBMISSION

Development Consent Order Number / Document
TR010038/APP/2.2(K)

- THESE PLANS SHOULD BE READ IN CONJUNCTION WITH OTHER PLANS AND DOCUMENTS IN THE DEVELOPMENT CONSENT ORDER.
- ALL DIMENSIONS ARE IN METRES UNLESS STATED OTHERWISE.

KEY TO SYMBOLS

- ORDER LIMITS
- AREA NOT INCLUDED IN THE ORDER LIMITS
- SCHEME DESIGN
- COMPOUND/MATERIAL STORAGE AREA
- ECOLOGICAL MITIGATION
- ENVIRONMENTAL MITIGATION
- UTILITIES AND MINOR WORKS LIMIT OF DEVIATION

REV	DATE	REVISION NOTE	ORG	CHKD	APPD
P01	08/12/20	FIRST ISSUE	AKno	JHar	JHar
P02	26/02/21	DCO SUBMISSION	AKno	JHar	MR
P03	11/03/21	DCO SUBMISSION	AKno	MR	MR
C01	11/03/21	DCO SUBMISSION	AKno	MR	MR

DESIGNER
SWECO

CONTRACTOR
GallifordTry

CLIENT
highways england

PROJECT TITLE
A47 NORTH TUDDENHAM TO EASTON DUALLING

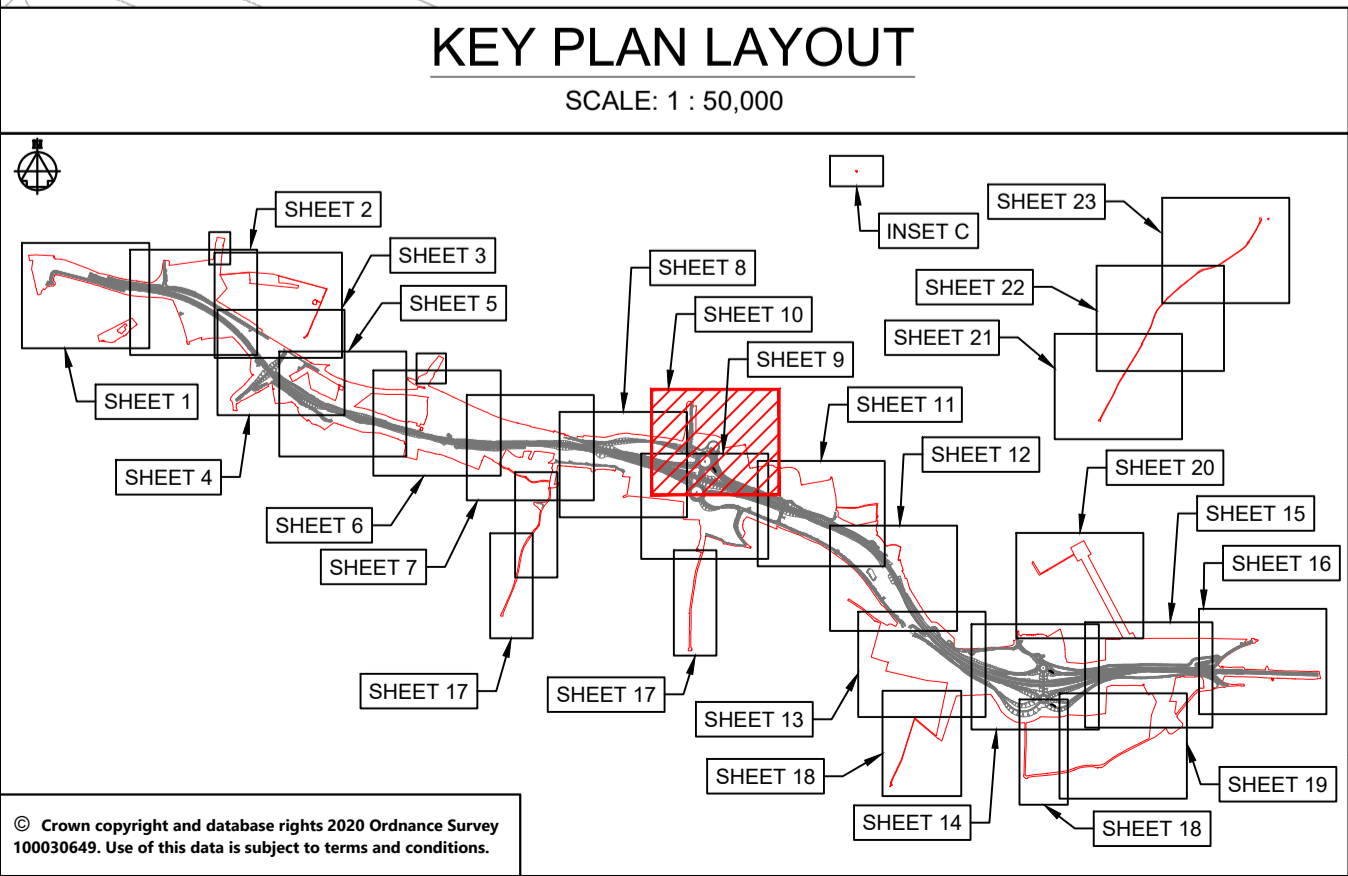
PROJECT STAGE
PCF STAGE 3

DRAWING TITLE
**GENERAL ARRANGEMENT PLANS
REGULATION 5(2)(o)
SHEET 10 OF 23**

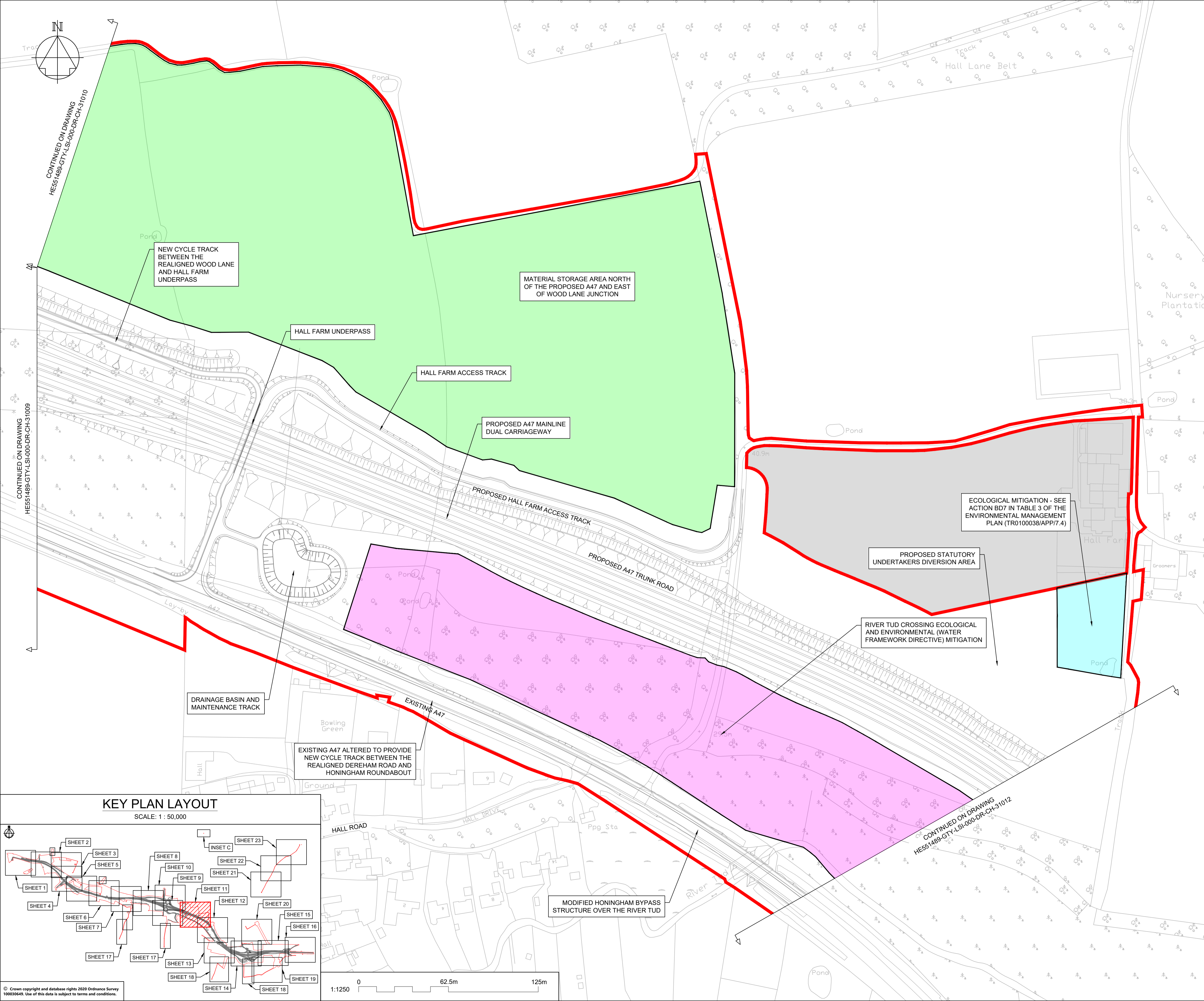
SUITABILITY
AUTHORISED AS STAGE 3 COMPLETED

SHEET SIZE	SCALE	STATUS	REVISION
A1	1:1250	A3	C01

DRAWING NUMBER
HE551489-GTY-LSI-000-DR-CH-31010



This drawing should not be relied on or used in circumstances other than those for which it was originally prepared and for which Sweco UK Ltd was commissioned. Sweco UK Ltd accepts no responsibility for this drawing to any party other than the person by whom it was commissioned. This drawing has been prepared on behalf of Galliford Try by Sweco UK Ltd for the titled project or named part thereof and should not be relied upon or used for any other project without an independent check being carried out as to its suitability and prior written authority of Galliford Try being obtained. Sweco UK Ltd accepts no responsibility or liability for the consequences of this drawing being used for a purpose other than the purposes for which it was commissioned. Any person using or relying on this drawing for such other purpose agrees, and will by such use or reliance be taken to confirm his/her agreement, to indemnify Sweco UK Ltd for all loss or damage resulting therefrom.



NOTES

Purpose of use
FOR DCO SUBMISSION

Development Consent Order Number / Document
TR010038/APP/2.2(L)

- THESE PLANS SHOULD BE READ IN CONJUNCTION WITH OTHER PLANS AND DOCUMENTS IN THE DEVELOPMENT CONSENT ORDER.
- ALL DIMENSIONS ARE IN METRES UNLESS STATED OTHERWISE.

KEY TO SYMBOLS

- ORDER LIMITS
- AREA NOT INCLUDED IN THE ORDER LIMITS
- SCHEME DESIGN
- COMPOUND/MATERIAL STORAGE AREA
- ECOLOGICAL MITIGATION
- ENVIRONMENTAL MITIGATION
- UTILITIES AND MINOR WORKS LIMIT OF DEVIATION

REV	DATE	REVISION NOTE	ORG	CHKD	APPD
P01	08/12/20	FIRST ISSUE	AKno	JHar	JHar
P02	26/02/21	DCO SUBMISSION	AKno	JHar	MR
P03	11/03/21	DCO SUBMISSION	AKno	MR	MR
C01	11/03/21	DCO SUBMISSION	AKno	MR	MR

DESIGNER
SWECO

CONTRACTOR
GallifordTry

CLIENT
highways england

PROJECT TITLE
A47 NORTH TUDDENHAM TO EASTON DUALLING

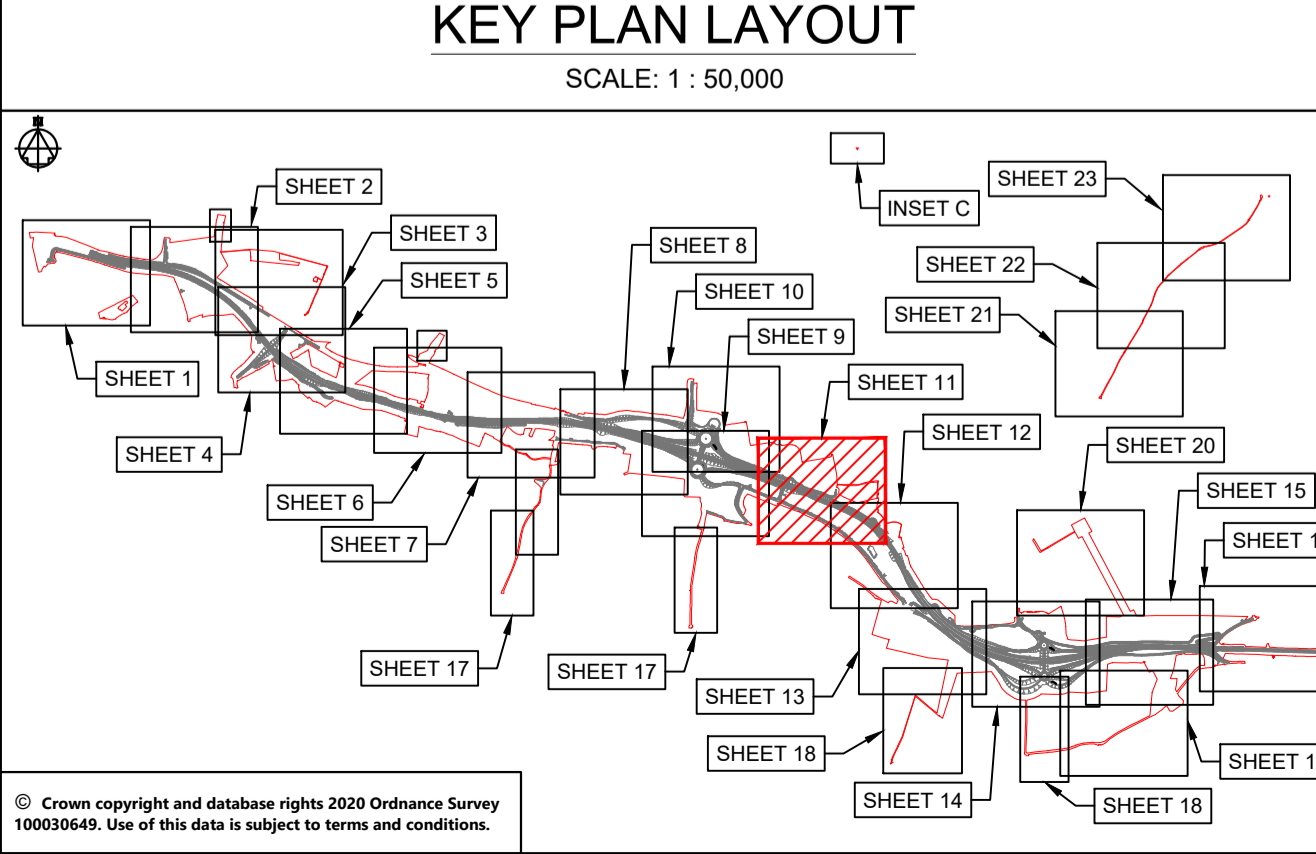
PROJECT STAGE
PCF STAGE 3

DRAWING TITLE
**GENERAL ARRANGEMENT PLANS
REGULATION 5(2)(o)
SHEET 11 OF 23**

SUITABILITY
AUTHORISED AS STAGE 3 COMPLETED

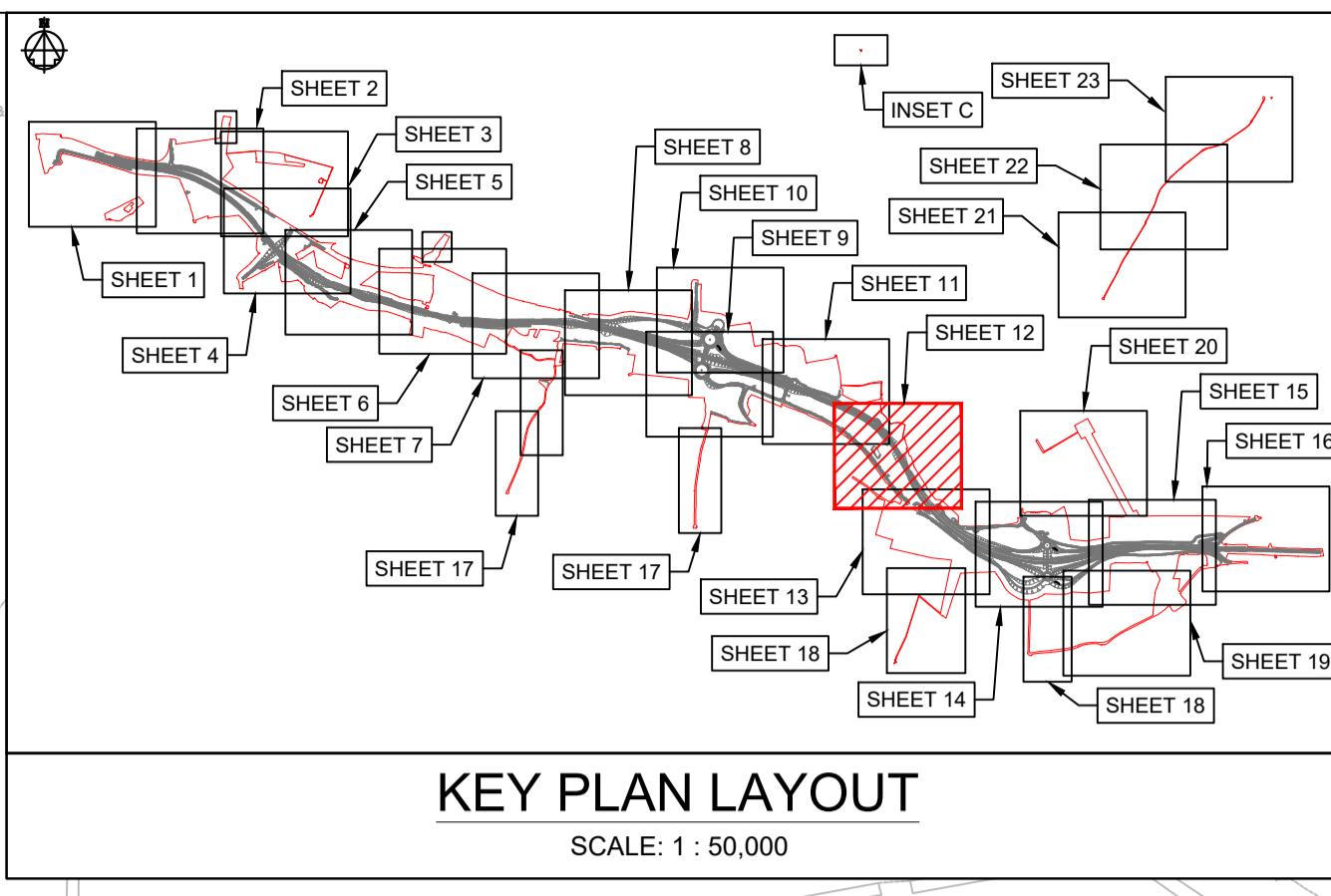
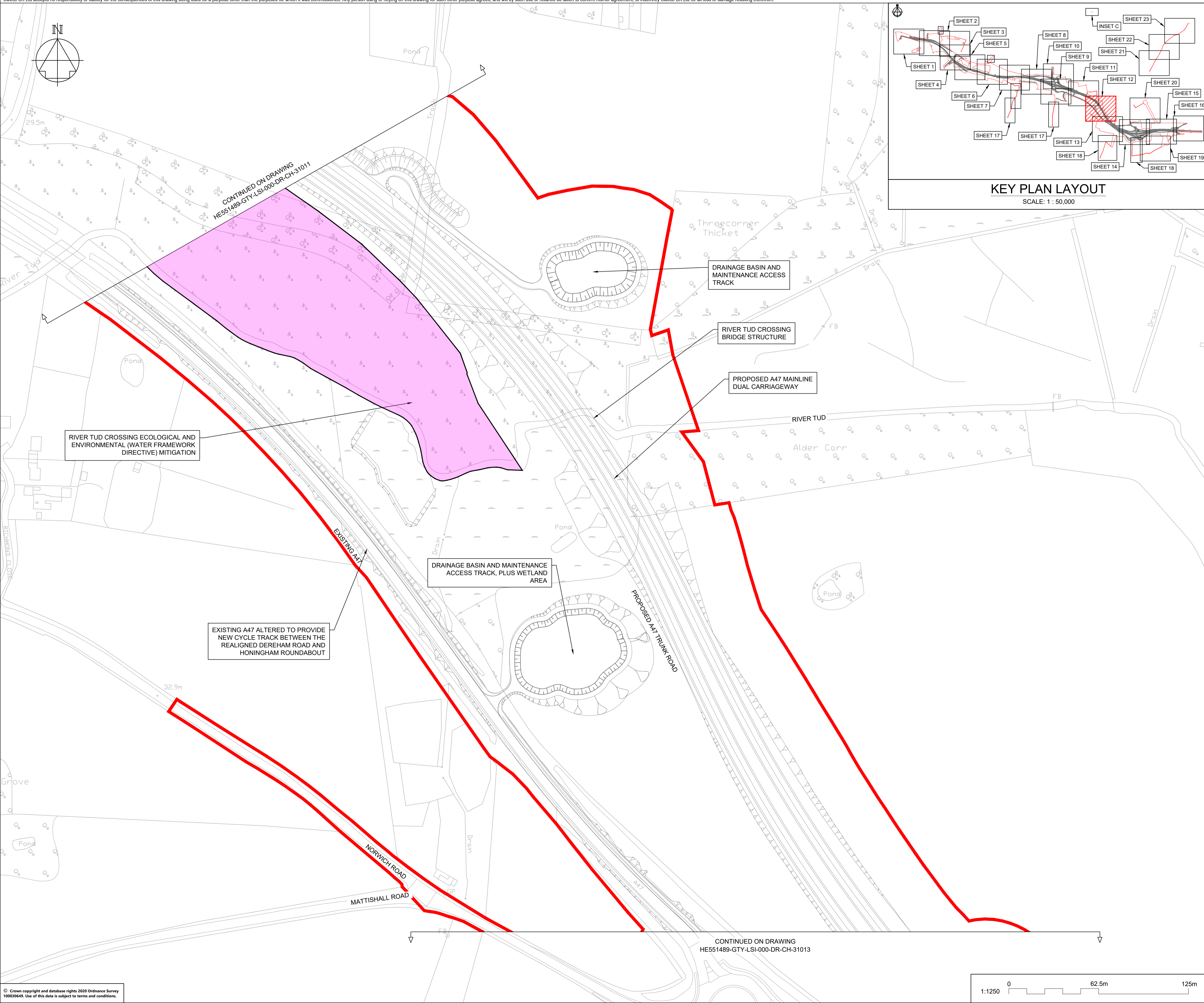
SHEET SIZE	SCALE	STATUS	REVISION
A1	1:1250	A3	C01

DRAWING NUMBER
HE551489-GTY-LSI-000-DR-CH-31011



© Crown copyright and database rights 2020 Ordnance Survey 10003645. Use of this data is subject to terms and conditions.

This drawing should not be relied on or used in circumstances other than those for which it was originally prepared and for which Sweco UK Ltd was commissioned. Sweco UK Ltd accepts no responsibility for this drawing to any party other than the person by whom it was commissioned. This drawing has been prepared on behalf of Galliford Try by Sweco UK Ltd for the titled project or named part thereof and should not be relied upon or used for any other project without an independent check being carried out as to its suitability and prior written authority of Galliford Try being obtained. Sweco UK Ltd accepts no responsibility or liability for the consequences of this drawing being used for a purpose other than the purposes for which it was commissioned. Any person using or relying on this drawing for such other purpose agrees, and will by such use or reliance be taken to confirm his/her agreement, to indemnify Sweco UK Ltd for all loss or damage resulting therefrom.



NOTES

Purpose of use
FOR DCO SUBMISSION

Development Consent Order Number / Document
TR010038/APP/2.2(M)

- THESE PLANS SHOULD BE READ IN CONJUNCTION WITH OTHER PLANS AND DOCUMENTS IN THE DEVELOPMENT CONSENT ORDER.
- ALL DIMENSIONS ARE IN METRES UNLESS STATED OTHERWISE.

KEY TO SYMBOLS

- ORDER LIMITS
- AREA NOT INCLUDED IN THE ORDER LIMITS
- SCHEME DESIGN
- COMPOUND/MATERIAL STORAGE AREA
- ECOLOGICAL MITIGATION
- ENVIRONMENTAL MITIGATION
- UTILITIES AND MINOR WORKS LIMIT OF DEVIATION

REV	DATE	REVISION NOTE	ORG	CHKD	APPD
P01	08/12/20	FIRST ISSUE	AKno	JHar	JHar
P02	26/02/21	DCO SUBMISSION	AKno	JHar	MR
P03	11/03/21	DCO SUBMISSION	AKno	MR	MR
C01	11/03/21	DCO SUBMISSION	AKno	MR	MR

DESIGNER
SWECO

CONTRACTOR
GallifordTry

CLIENT
highways england

PROJECT TITLE
A47 NORTH TUDDENHAM TO EASTON DULLING

PROJECT STAGE
PCF STAGE 3

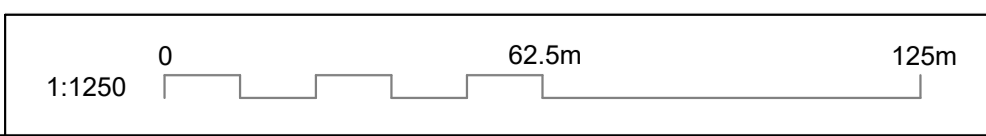
DRAWING TITLE
GENERAL ARRANGEMENT PLANS REGULATION 5(2)(o) SHEET 12 OF 23

SUITABILITY
AUTHORISED AS STAGE 3 COMPLETED

SHEET SIZE	SCALE	STATUS	REVISION
A1	1:1250	A3	C01

DRAWING NUMBER
HE551489-GTY-LSI-000-DR-CH-31012

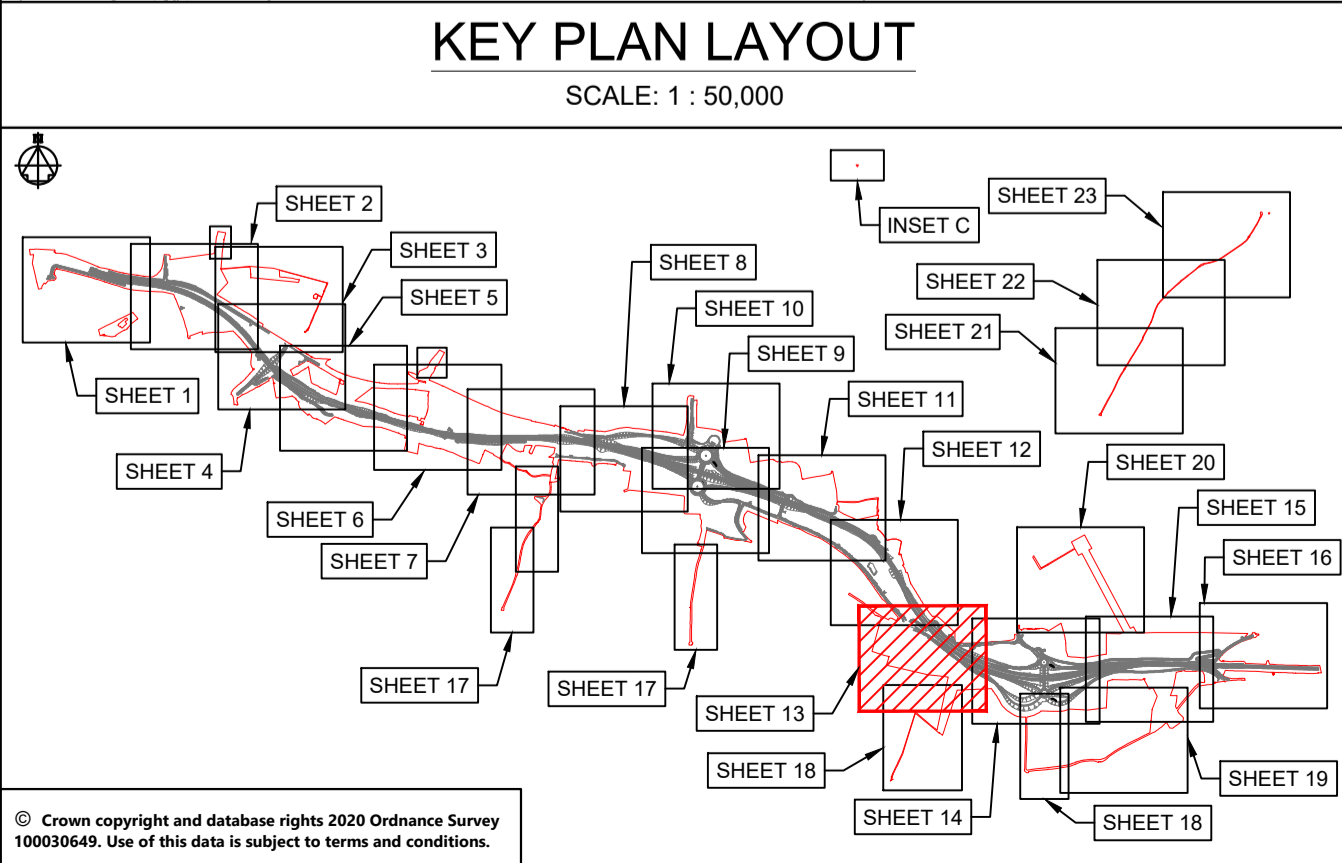
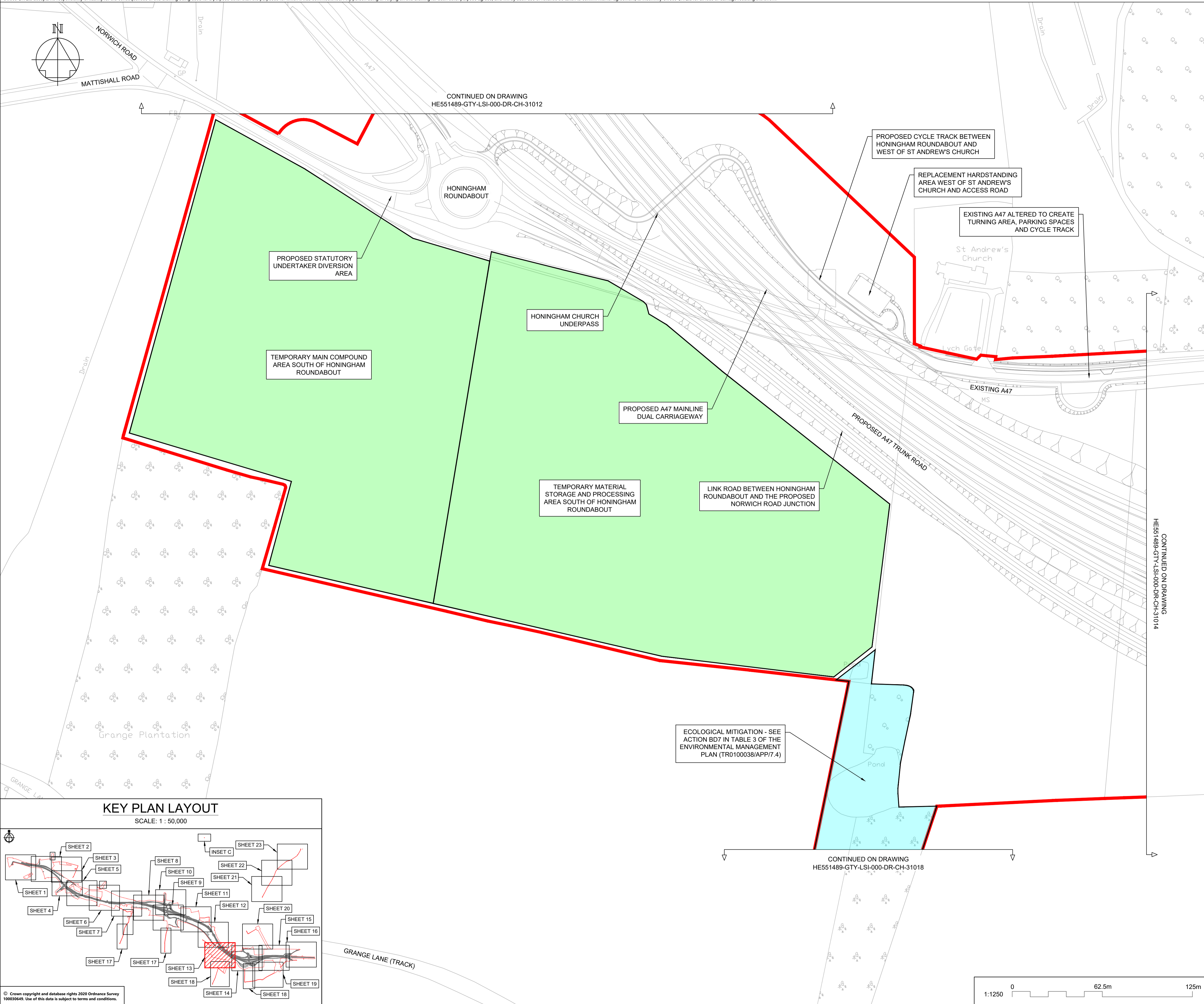
© Crown copyright and database rights 2020 Ordnance Survey 10003649. Use of this data is subject to terms and conditions.



CONTINUED ON DRAWING
HE551489-GTY-LSI-000-DR-CH-31013

CONTINUED ON DRAWING
HE551489-GTY-LSI-000-DR-CH-31011

This drawing should not be relied on or used in circumstances other than those for which it was originally prepared and for which Sweco UK Ltd was commissioned. Sweco UK Ltd accepts no responsibility for this drawing to any party other than the person by whom it was commissioned. This drawing has been prepared on behalf of Galliford Try by Sweco UK Ltd for the titled project or named part thereof and should not be relied upon or used for any other project without an independent check being carried out as to its suitability and prior written authority of Galliford Try being obtained. Sweco UK Ltd accepts no responsibility or liability for the consequences of this drawing being used for a purpose other than the purposes for which it was commissioned. Any person using or relying on this drawing for such other purpose agrees, and will by such use or reliance be taken to confirm his/her agreement, to indemnify Sweco UK Ltd for all loss or damage resulting therefrom.



NOTES

Purpose of use
FOR DCO SUBMISSION

Development Consent Order Number / Document
TR010038/APP/2.2(N)

- THESE PLANS SHOULD BE READ IN CONJUNCTION WITH OTHER PLANS AND DOCUMENTS IN THE DEVELOPMENT CONSENT ORDER.
- ALL DIMENSIONS ARE IN METRES UNLESS STATED OTHERWISE.

KEY TO SYMBOLS

- ORDER LIMITS
- AREA NOT INCLUDED IN THE ORDER LIMITS
- SCHEME DESIGN
- COMPOUND/MATERIAL STORAGE AREA
- ECOLOGICAL MITIGATION
- ENVIRONMENTAL MITIGATION
- UTILITIES AND MINOR WORKS LIMIT OF DEVIATION

REV	DATE	REVISION NOTE	ORG	CHKD	APPD
P01	08/12/20	FIRST ISSUE	AKno	JHar	JHar
P02	26/02/21	DCO SUBMISSION	AKno	JHar	MR
P03	11/03/21	DCO SUBMISSION	AKno	MR	MR
C01	11/03/21	DCO SUBMISSION	AKno	MR	MR

DESIGNER
SWECO

CONTRACTOR
GallifordTry

CLIENT
highways england

PROJECT TITLE
A47 NORTH TUDDENHAM TO EASTON DUALLING

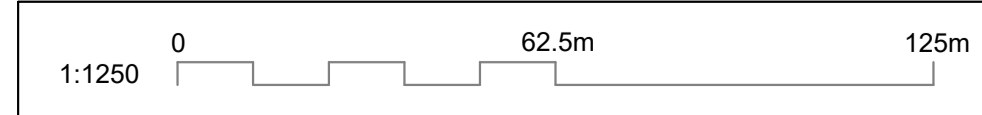
PROJECT STAGE
PCF STAGE 3

DRAWING TITLE
**GENERAL ARRANGEMENT PLANS
REGULATION 5(2)(o)
SHEET 13 OF 23**

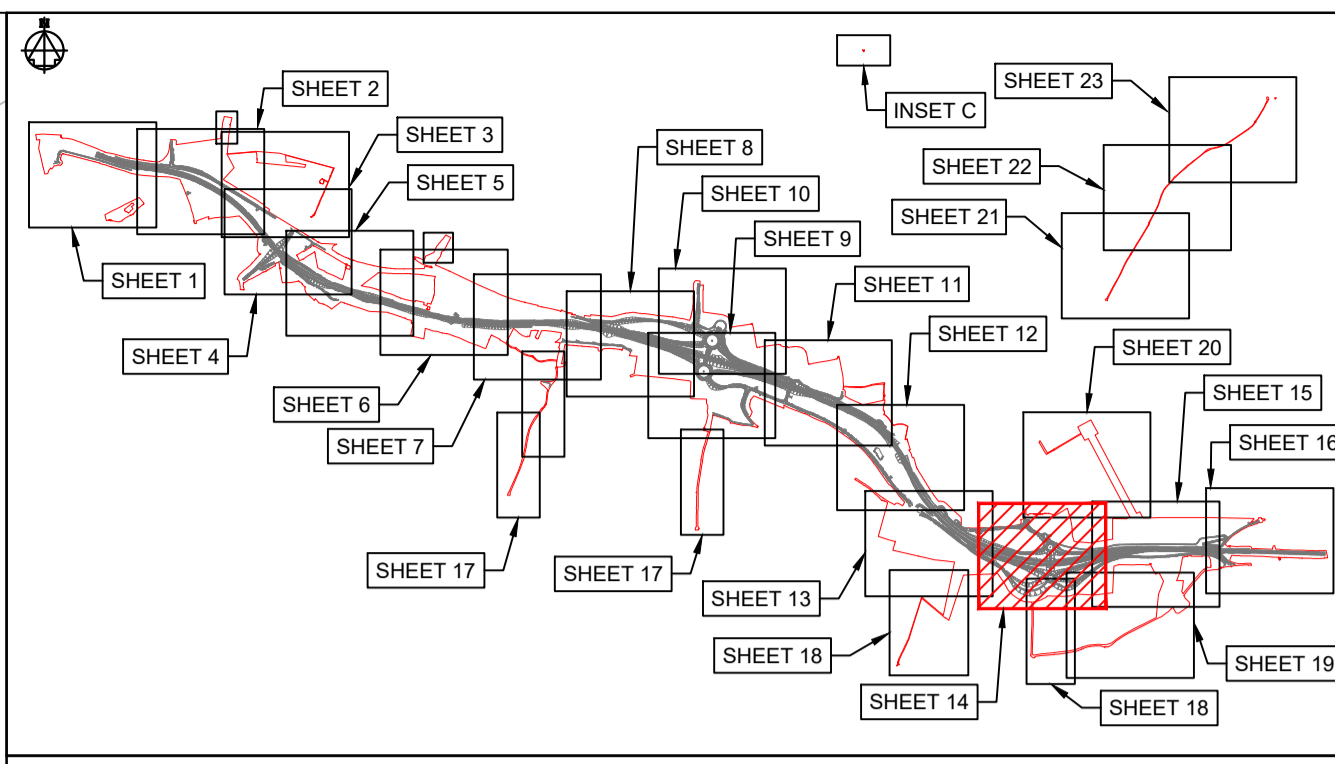
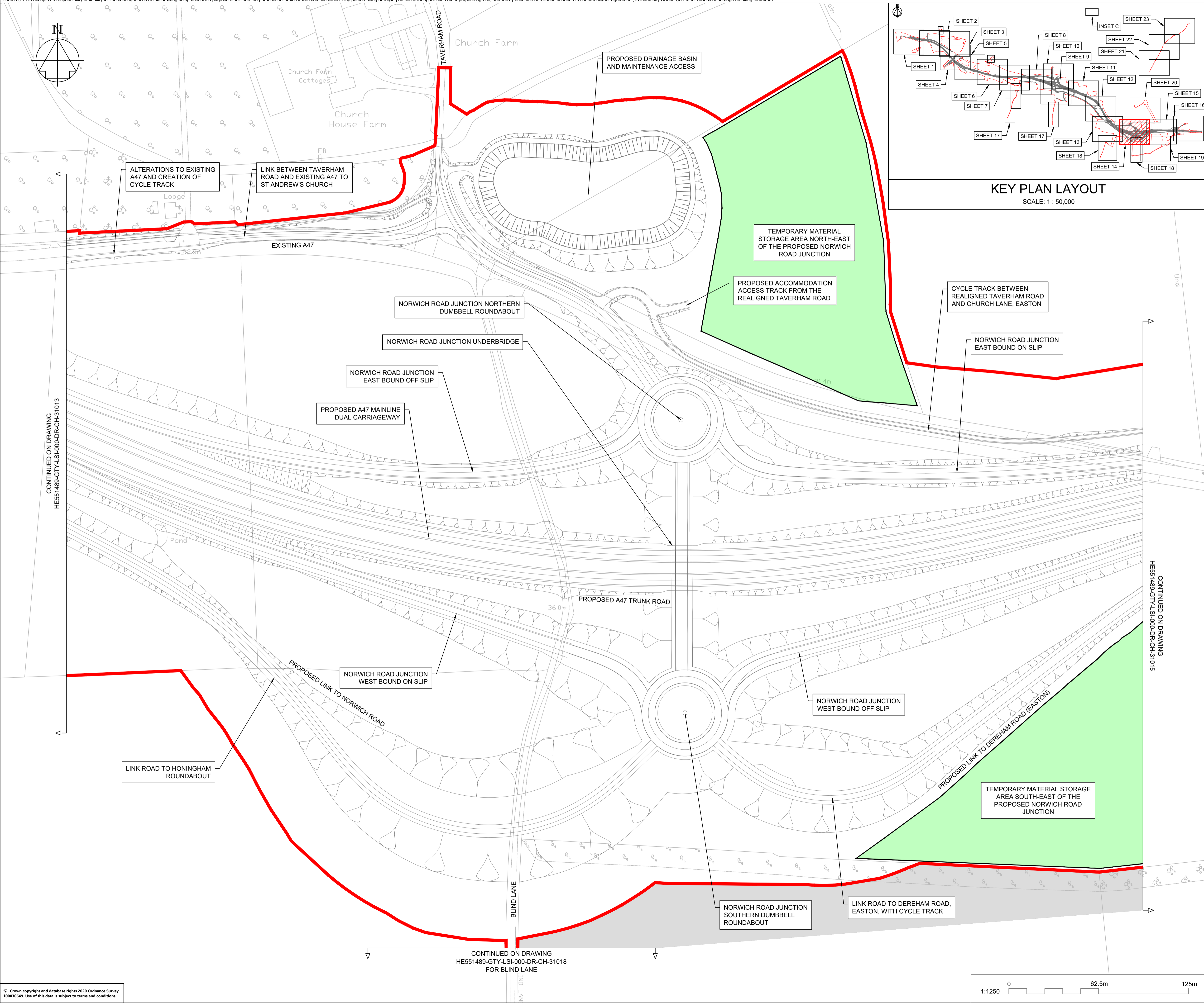
SUITABILITY
AUTHORISED AS STAGE 3 COMPLETED

SHEET SIZE	SCALE	STATUS	REVISION
A1	1:1250	A3	C01

DRAWING NUMBER
HE551489-GTY-LSI-000-DR-CH-31013



This drawing should not be relied on or used in circumstances other than those for which it was originally prepared and for which Sweco UK Ltd was commissioned. Sweco UK Ltd accepts no responsibility for this drawing to any party other than the person by whom it was commissioned. This drawing has been prepared on behalf of Galliford Try by Sweco UK Ltd for the titled project or named part thereof and should not be relied upon or used for any other project without an independent check being carried out as to its suitability and prior written authority of Galliford Try being obtained. Sweco UK Ltd accepts no responsibility or liability for the consequences of this drawing being used for a purpose other than the purposes for which it was commissioned. Any person using or relying on this drawing for such other purpose agrees, and will by such use or reliance be taken to confirm his/her agreement, to indemnify Sweco UK Ltd for all loss or damage resulting therefrom.



KEY PLAN LAYOUT
SCALE: 1 : 50,000

NOTES

Purpose of use
FOR DCO SUBMISSION

Development Consent Order Number / Document
TR010038/APP/2.2(O)

- THESE PLANS SHOULD BE READ IN CONJUNCTION WITH OTHER PLANS AND DOCUMENTS IN THE DEVELOPMENT CONSENT ORDER.
- ALL DIMENSIONS ARE IN METRES UNLESS STATED OTHERWISE.

KEY TO SYMBOLS

- ORDER LIMITS
- AREA NOT INCLUDED IN THE ORDER LIMITS
- SCHEME DESIGN
- COMPOUND/MATERIAL STORAGE AREA
- ECOLOGICAL MITIGATION
- ENVIRONMENTAL MITIGATION
- UTILITIES AND MINOR WORKS LIMIT OF DEVIATION

REV	DATE	REVISION NOTE	ORG	CHKD	APPD
P01	08/12/20	FIRST ISSUE	AKno	JHar	JHar
P02	26/02/21	DCO SUBMISSION	AKno	JHar	MR
P03	11/03/21	DCO SUBMISSION	AKno	MR	MR
C01	11/03/21	DCO SUBMISSION	AKno	MR	MR
P04	01/10/21	DCO DEADLINE 3		MR	MR
C02	01/10/21	DCO DEADLINE 3		MR	MR

DESIGNER
SWECO

CONTRACTOR
GallifordTry

CLIENT
highways england

PROJECT TITLE
A47 NORTH TUDDENHAM TO EASTON DUALLING

PROJECT STAGE
PCF STAGE 4

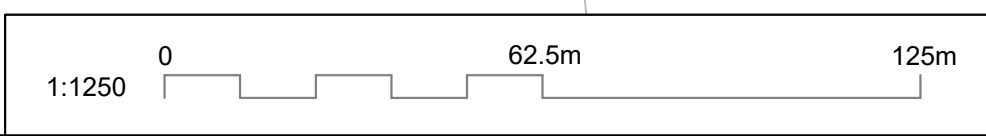
DRAWING TITLE
**GENERAL ARRANGEMENT PLANS
REGULATION 5(2)(o)
SHEET 14 OF 23**

SUITABILITY
AUTHORISED AS STAGE 3 COMPLETED

SHEET SIZE A1	SCALE 1:1250	STATUS A3	REVISION C02
-------------------------	------------------------	---------------------	------------------------

DRAWING NUMBER
HE551489-GTY-LSI-000-DR-CH-31014

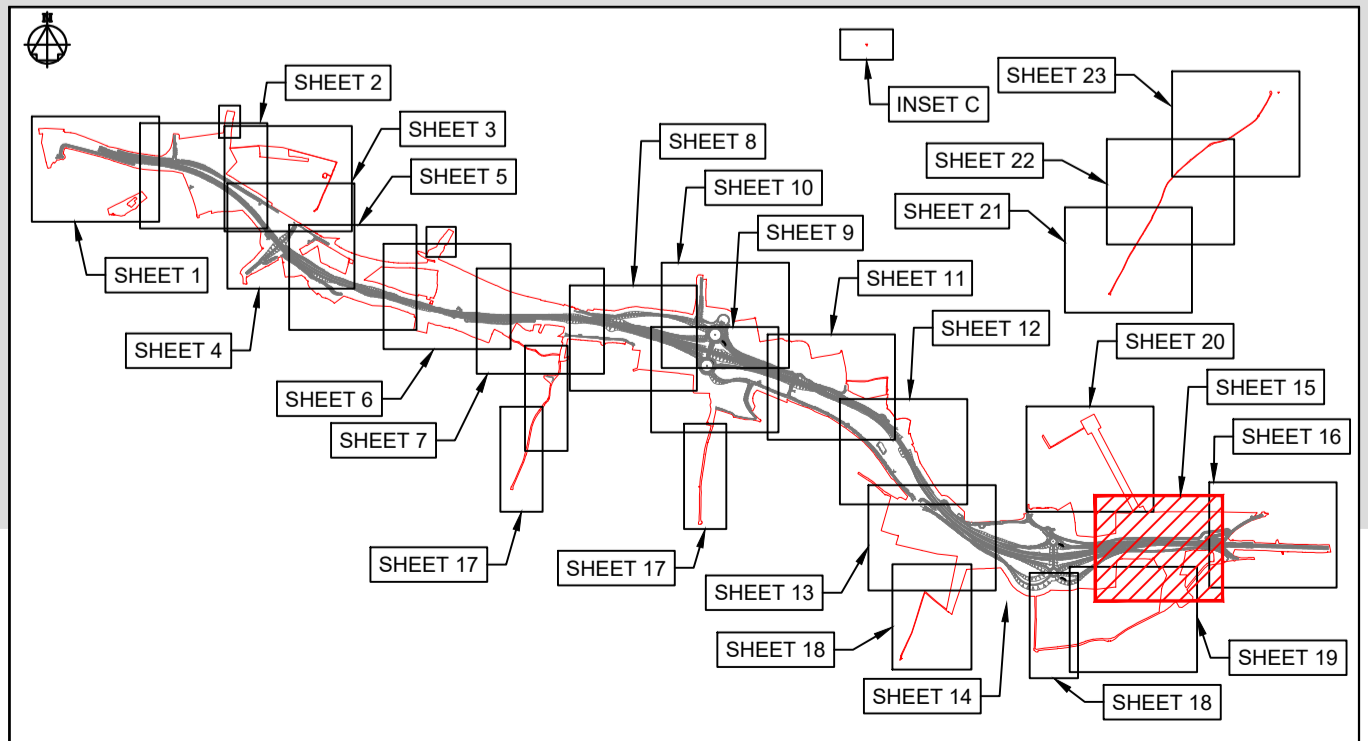
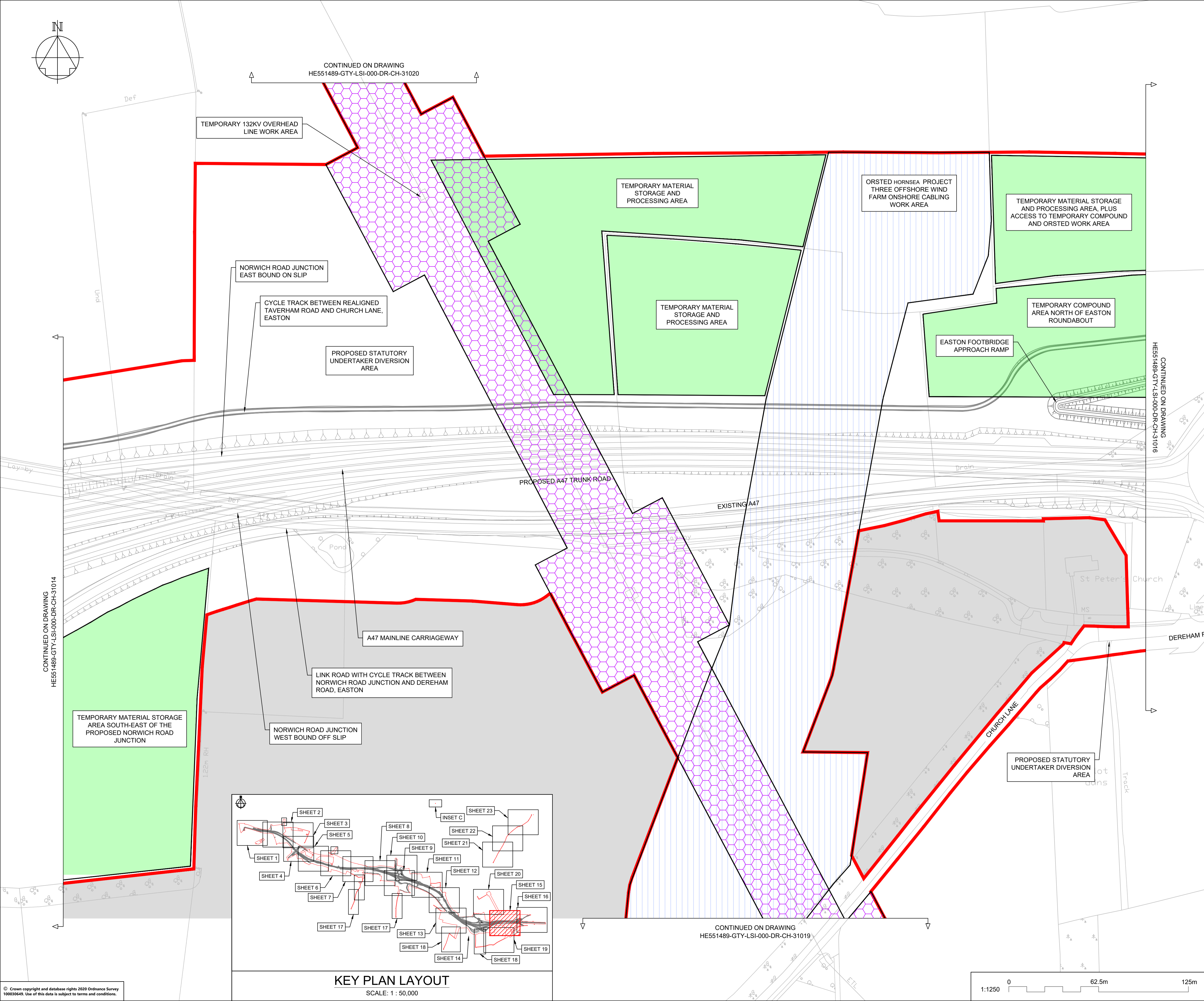
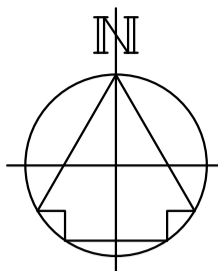
© Crown copyright and database rights 2020 Ordnance Survey 10003645. Use of this data is subject to terms and conditions.



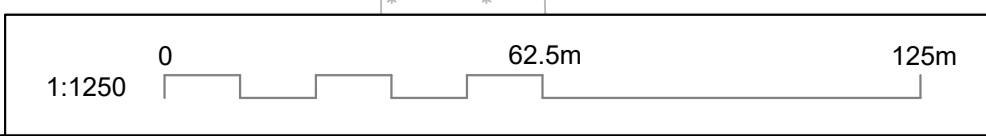
CONTINUED ON DRAWING
HE551489-GTY-LSI-000-DR-CH-31018
FOR BLIND LANE

CONTINUED ON DRAWING
HE551488-GTY-LSI-000-DR-CH-31013

CONTINUED ON DRAWING
HE551489-GTY-LSI-000-DR-CH-31015

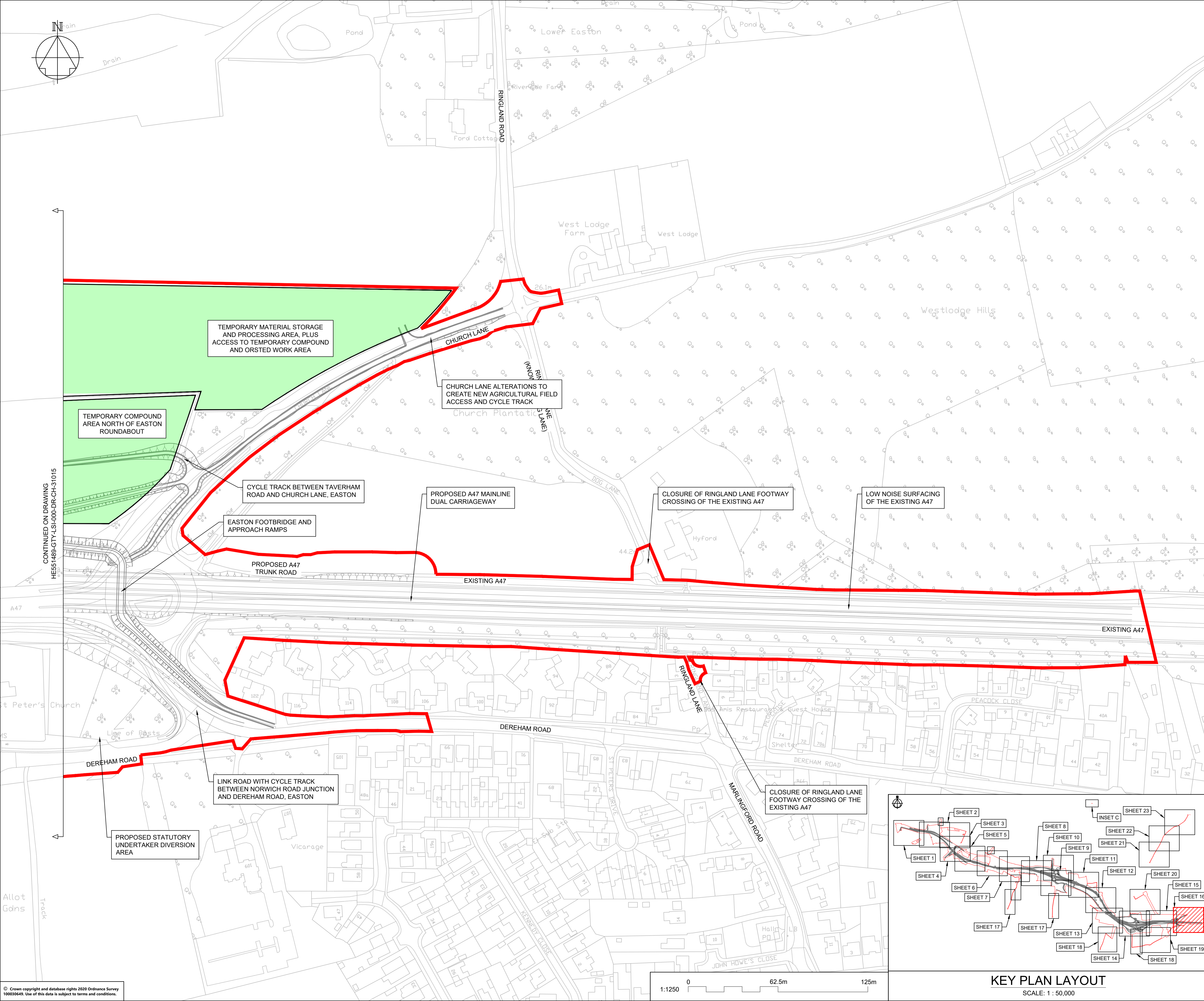


KEY PLAN LAYOUT
SCALE: 1 : 50,000



NOTES																																	
Purpose of use																																	
FOR DCO SUBMISSION																																	
Development Consent Order Number / Document																																	
TR010038/APP/2.2(P)																																	
1. THESE PLANS SHOULD BE READ IN CONJUNCTION WITH OTHER PLANS AND DOCUMENTS IN THE DEVELOPMENT CONSENT ORDER.																																	
2. ALL DIMENSIONS ARE IN METRES UNLESS STATED OTHERWISE.																																	
KEY TO SYMBOLS																																	
	ORDER LIMITS																																
	AREA NOT INCLUDED IN THE ORDER LIMITS																																
	SCHEME DESIGN																																
	COMPOUND/MATERIAL STORAGE AREA																																
	ECOLOGICAL MITIGATION																																
	ENVIRONMENTAL MITIGATION																																
	UTILITIES AND MINOR WORKS LIMIT OF DEVIATION																																
<table border="1"> <thead> <tr> <th>REV</th> <th>DATE</th> <th>REVISION NOTE</th> <th>ORG</th> <th>CHKD</th> <th>APPD</th> </tr> </thead> <tbody> <tr> <td>P01</td> <td>08/12/20</td> <td>FIRST ISSUE</td> <td>AKno</td> <td>JHar</td> <td>JHar</td> </tr> <tr> <td>P02</td> <td>26/02/21</td> <td>DCO SUBMISSION</td> <td>AKno</td> <td>JHar</td> <td>MR</td> </tr> <tr> <td>P03</td> <td>11/03/21</td> <td>DCO SUBMISSION</td> <td>AKno</td> <td>MR</td> <td>MR</td> </tr> <tr> <td>C01</td> <td>11/03/21</td> <td>DCO SUBMISSION</td> <td>AKno</td> <td>MR</td> <td>MR</td> </tr> </tbody> </table>				REV	DATE	REVISION NOTE	ORG	CHKD	APPD	P01	08/12/20	FIRST ISSUE	AKno	JHar	JHar	P02	26/02/21	DCO SUBMISSION	AKno	JHar	MR	P03	11/03/21	DCO SUBMISSION	AKno	MR	MR	C01	11/03/21	DCO SUBMISSION	AKno	MR	MR
REV	DATE	REVISION NOTE	ORG	CHKD	APPD																												
P01	08/12/20	FIRST ISSUE	AKno	JHar	JHar																												
P02	26/02/21	DCO SUBMISSION	AKno	JHar	MR																												
P03	11/03/21	DCO SUBMISSION	AKno	MR	MR																												
C01	11/03/21	DCO SUBMISSION	AKno	MR	MR																												
DESIGNER																																	
SWECO																																	
CONTRACTOR																																	
GallifordTry																																	
CLIENT																																	
highways england																																	
PROJECT TITLE																																	
A47 NORTH TUDDENHAM TO EASTON DUALLING																																	
PROJECT STAGE																																	
PCF STAGE 3																																	
DRAWING TITLE																																	
GENERAL ARRANGEMENT PLANS REGULATION 5(2)(o) SHEET 15 OF 23																																	
SUITABILITY																																	
AUTHORISED AS STAGE 3 COMPLETED																																	
SHEET SIZE	SCALE	STATUS	REVISION																														
A1	1:1250	A3	C01																														
DRAWING NUMBER																																	
HE551489-GTY-LSI-000-DR-CH-31015																																	

This drawing should not be relied on or used in circumstances other than those for which it was originally prepared and for which Sweco UK Ltd was commissioned. Sweco UK Ltd accepts no responsibility for this drawing to any party other than the person by whom it was commissioned. This drawing has been prepared on behalf of Galliford Try by Sweco UK Ltd for the titled project or named part thereof and should not be relied upon or used for any other project without an independent check being carried out as to its suitability and prior written authority of Galliford Try being obtained. Sweco UK Ltd accepts no responsibility or liability for the consequences of this drawing being used for a purpose other than the purposes for which it was commissioned. Any person using or relying on this drawing for such other purpose agrees, and will by such use or reliance be taken to confirm his/her agreement, to indemnify Sweco UK Ltd for all loss or damage resulting therefrom.



NOTES

Purpose of use
FOR DCO SUBMISSION

Development Consent Order Number / Document
TR010038/APP/2.2(Q)

- THESE PLANS SHOULD BE READ IN CONJUNCTION WITH OTHER PLANS AND DOCUMENTS IN THE DEVELOPMENT CONSENT ORDER.
- ALL DIMENSIONS ARE IN METRES UNLESS STATED OTHERWISE.

KEY TO SYMBOLS

- ORDER LIMITS
- AREA NOT INCLUDED IN THE ORDER LIMITS
- SCHEME DESIGN
- COMPOUND/MATERIAL STORAGE AREA
- ECOLOGICAL MITIGATION
- ENVIRONMENTAL MITIGATION
- UTILITIES AND MINOR WORKS LIMIT OF DEVIATION

REV	DATE	REVISION NOTE	ORG	CHKD	APPD
P01	08/12/20	FIRST ISSUE	AKno	JHar	JHar
P02	26/02/21	DCO SUBMISSION	AKno	JHar	MR
P03	11/03/21	DCO SUBMISSION	AKno	MR	MR
C01	11/03/21	DCO SUBMISSION	AKno	MR	MR

DESIGNER
SWECO

CONTRACTOR
GallifordTry

CLIENT
highways england

PROJECT TITLE
A47 NORTH TUDDENHAM TO EASTON DUALLING

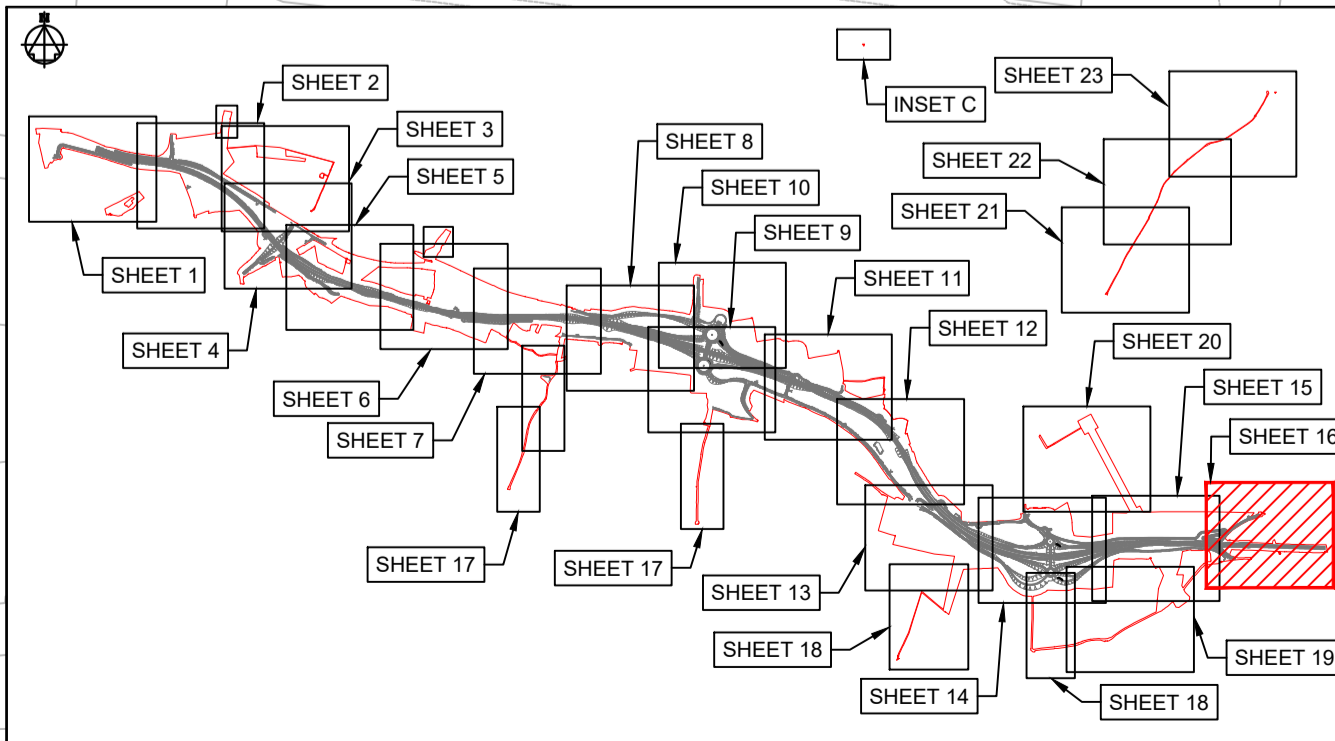
PROJECT STAGE
PCF STAGE 3

DRAWING TITLE
**GENERAL ARRANGEMENT PLANS
REGULATION 5(2)(o)
SHEET 16 OF 23**

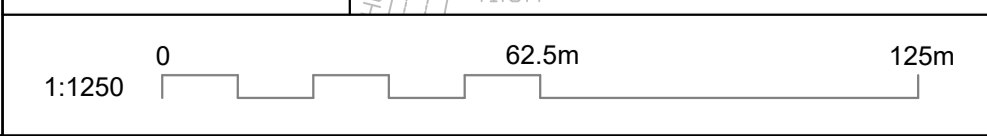
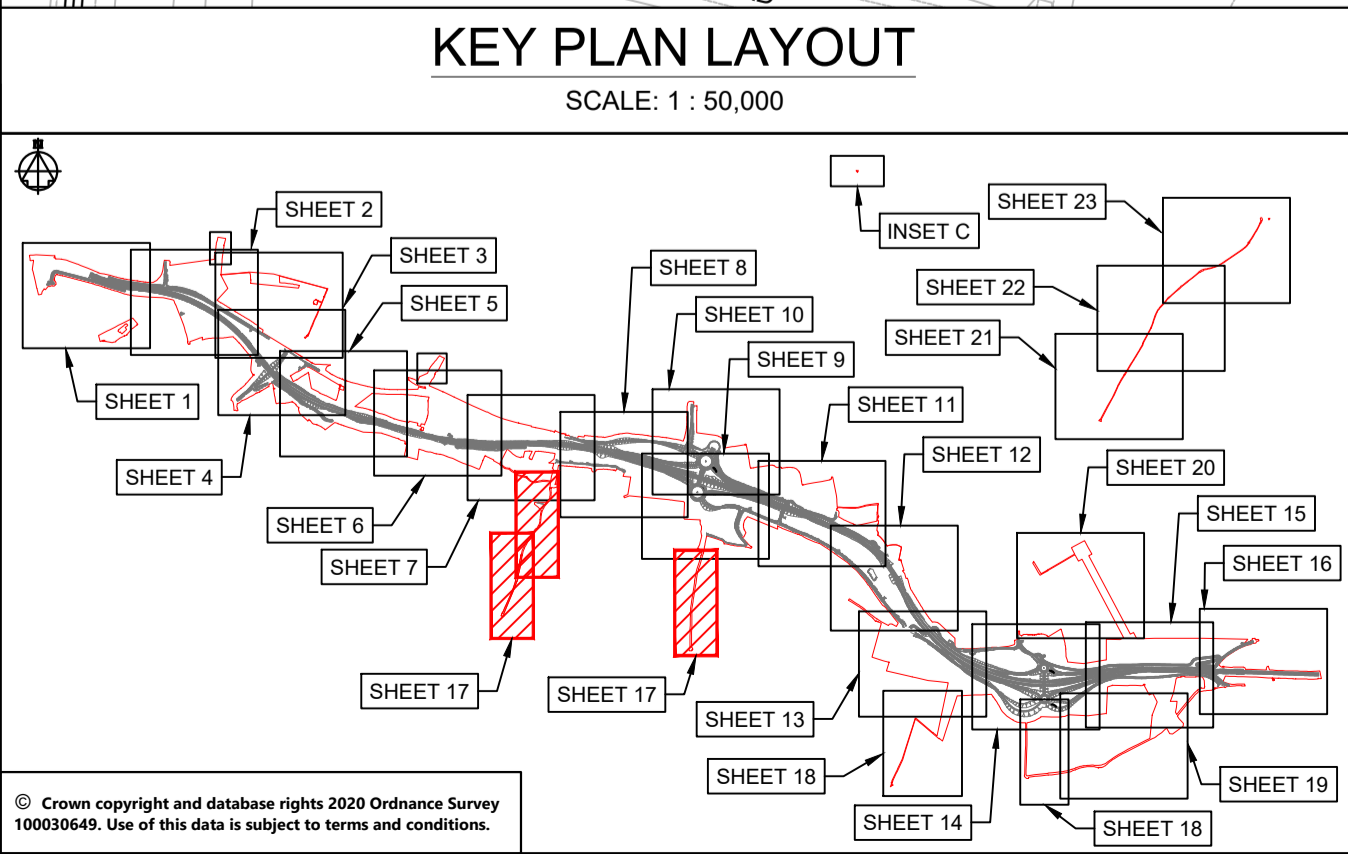
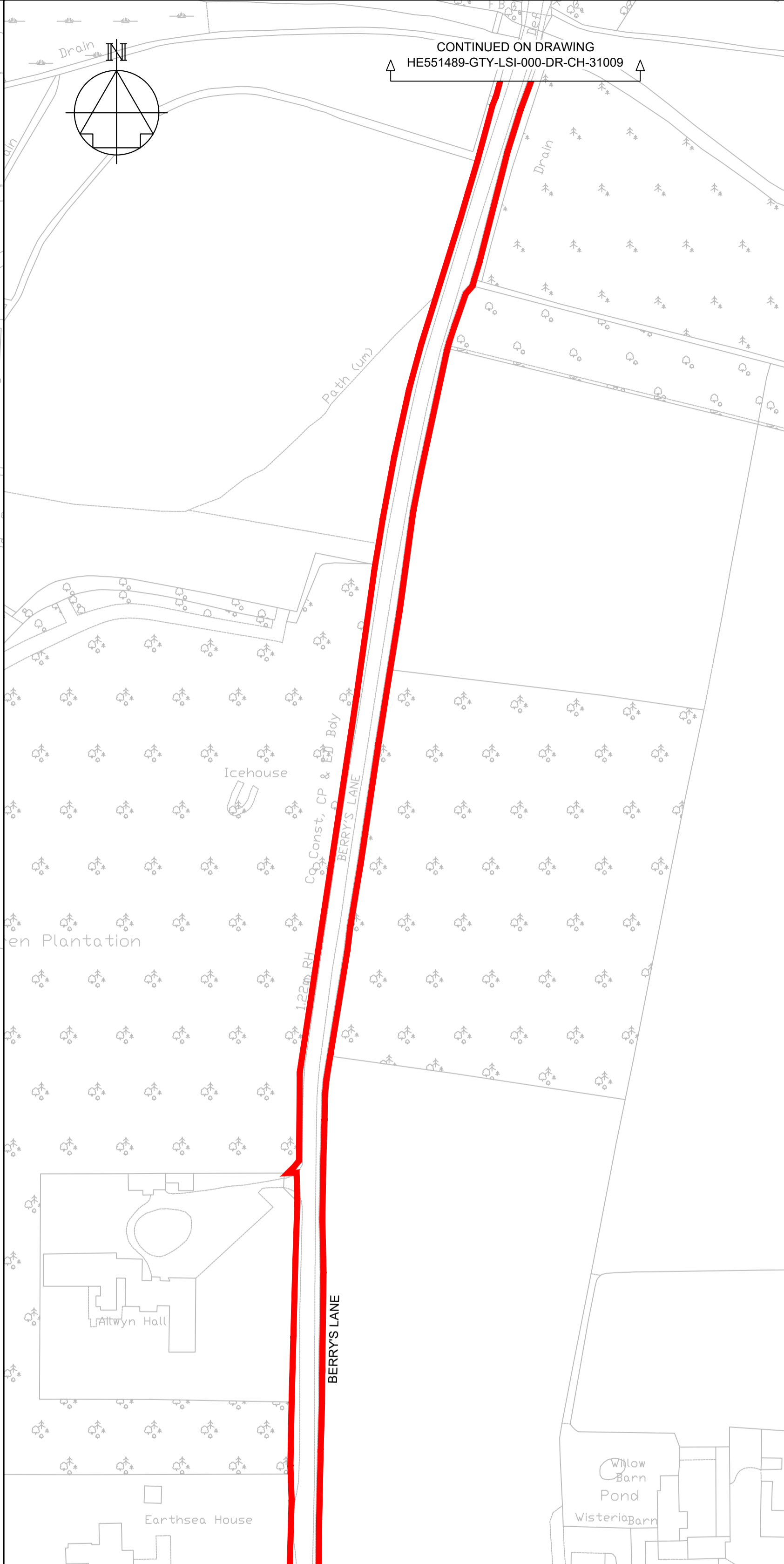
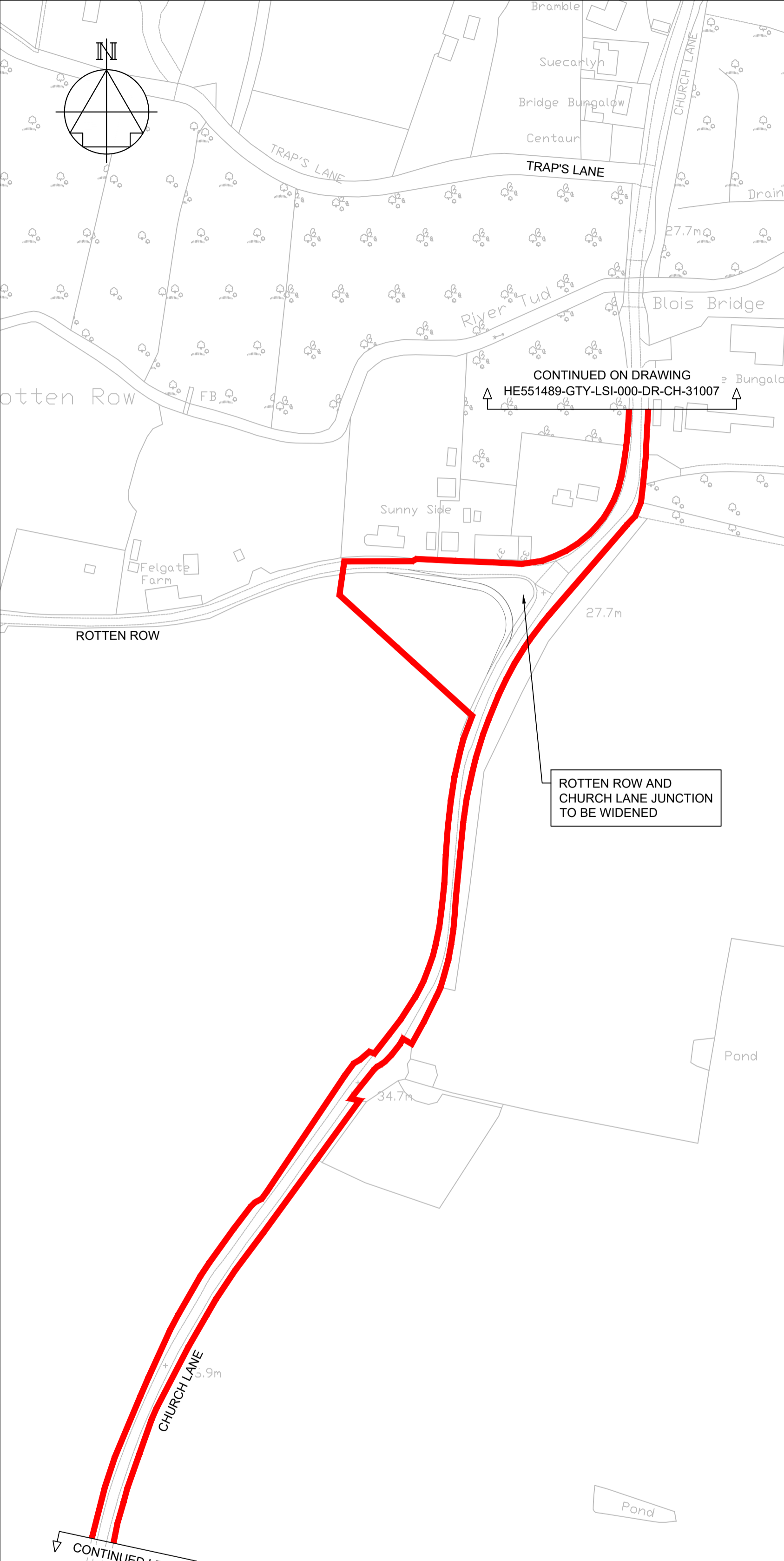
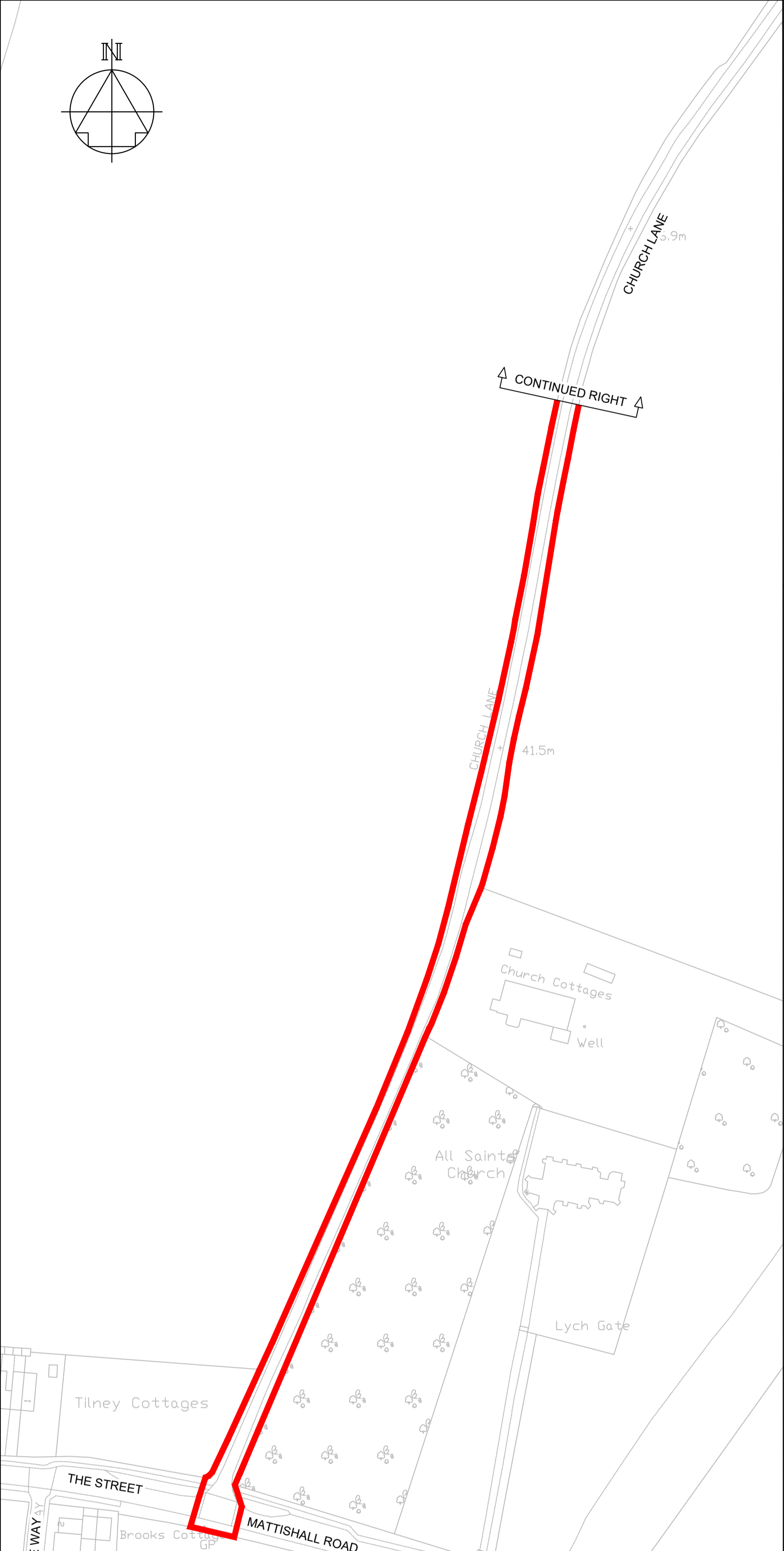
SUITABILITY
AUTHORISED AS STAGE 3 COMPLETED

SHEET SIZE: A1 | SCALE: 1:1250 | STATUS: A3 | REVISION: C01

DRAWING NUMBER
HE551489-GTY-LSI-000-DR-CH-31016



This drawing should not be relied on or used in circumstances other than those for which it was originally prepared and for which Sweco UK Ltd was commissioned. Sweco UK Ltd accepts no responsibility for this drawing to any party other than the person by whom it was commissioned. This drawing has been prepared on behalf of Galliford Try by Sweco UK Ltd for the titled project or named part thereof and should not be relied upon or used for any other project without an independent check being carried out as to its suitability and prior written authority of Galliford Try being obtained. Sweco UK Ltd accepts no responsibility or liability for the consequences of this drawing being used for a purpose other than the purposes for which it was commissioned. Any person using or relying on this drawing for such other purpose agrees, and will by such use or reliance be taken to confirm his/her agreement, to indemnify Sweco UK Ltd for all loss or damage resulting therefrom.



NOTES

Purpose of use
FOR DCO SUBMISSION

Development Consent Order Number / Document
TR010038/APP/2.2(R)

- THESE PLANS SHOULD BE READ IN CONJUNCTION WITH OTHER PLANS AND DOCUMENTS IN THE DEVELOPMENT CONSENT ORDER.
- ALL DIMENSIONS ARE IN METRES UNLESS STATED OTHERWISE.

KEY TO SYMBOLS

- ORDER LIMITS
- AREA NOT INCLUDED IN THE ORDER LIMITS
- SCHEME DESIGN
- COMPOUND/MATERIAL STORAGE AREA
- ECOLOGICAL MITIGATION
- ENVIRONMENTAL MITIGATION
- UTILITIES AND MINOR WORKS LIMIT OF DEVIATION

REV	DATE	REVISION NOTE	ORG	CHKD	APPD
P01	08/12/20	FIRST ISSUE	AKno	JHar	JHar
P02	26/02/21	DCO SUBMISSION	AKno	JHar	MR
P03	11/03/21	DCO SUBMISSION	AKno	MR	MR
C01	11/03/21	DCO SUBMISSION	AKno	MR	MR

DESIGNER
SWECO

CONTRACTOR
GallifordTry

CLIENT
highways england

PROJECT TITLE
A47 NORTH TUDDENHAM TO EASTON DUALLING

PROJECT STAGE
PCF STAGE 3

DRAWING TITLE
**GENERAL ARRANGEMENT PLANS
REGULATION 5(2)(o)
SHEET 17 OF 23**

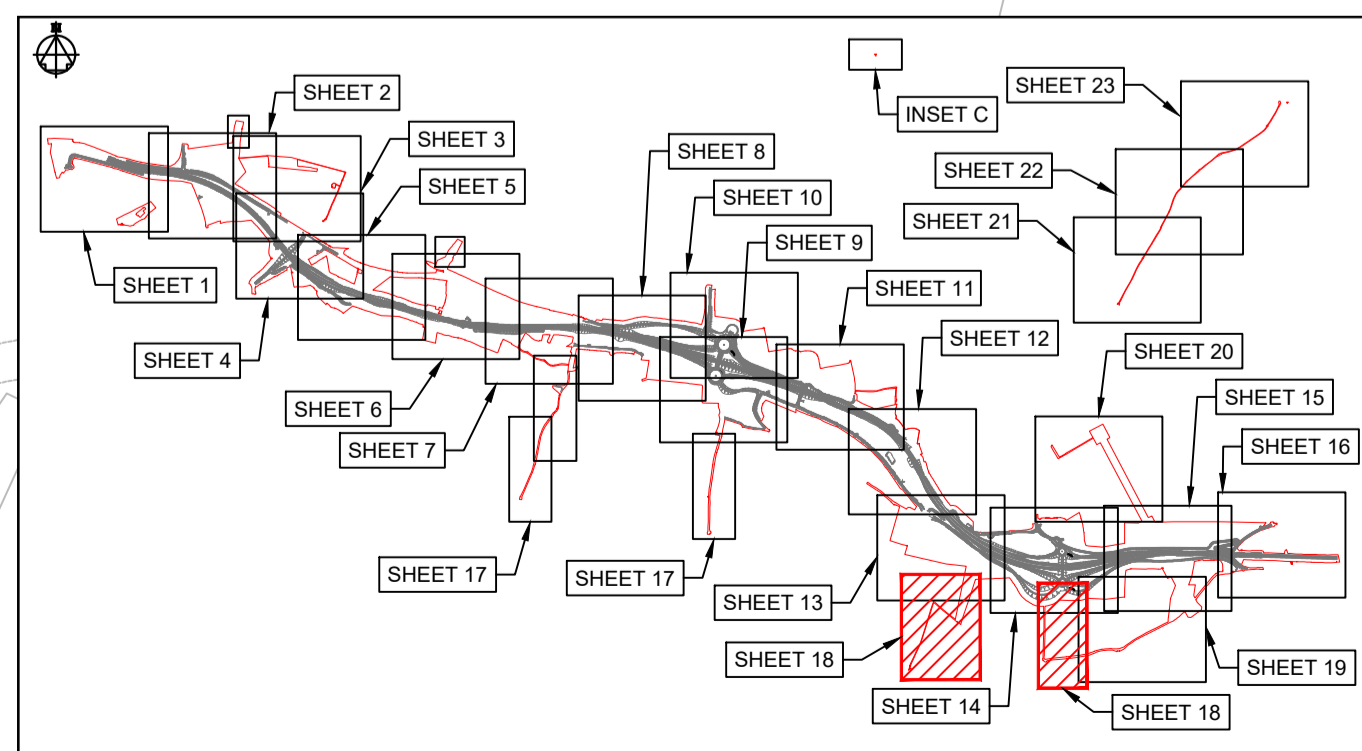

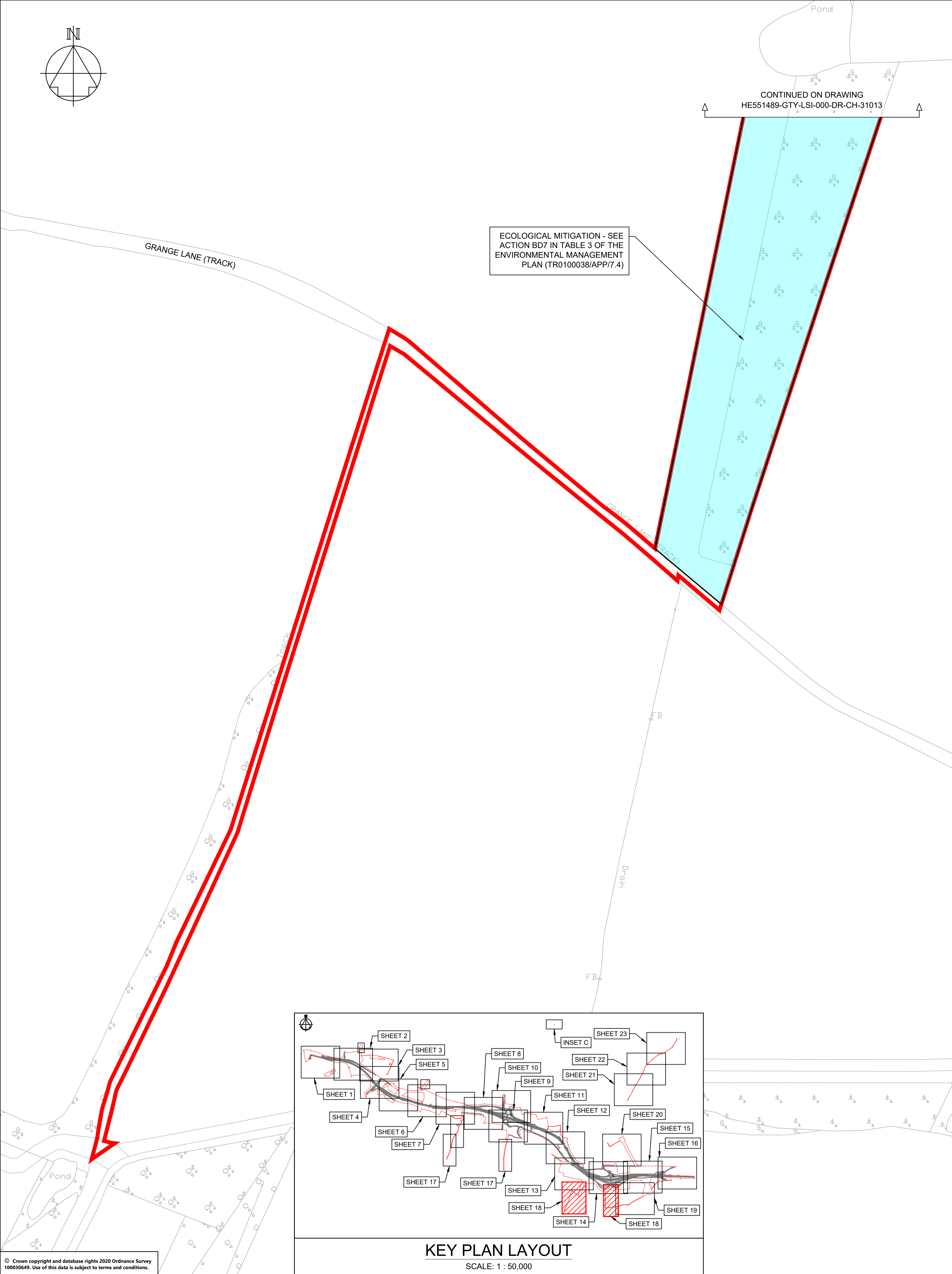
SUITABILITY
AUTHORISED AS STAGE 3 COMPLETED

SHEET SIZE	SCALE	STATUS	REVISION
A1	1:1250	A3	C01

DRAWING NUMBER
HE551489-GTY-LSI-000-DR-CH-31017

© Crown copyright and database rights 2020 Ordnance Survey 10003649. Use of this data is subject to terms and conditions.

This drawing should not be relied on or used in circumstances other than those for which it was originally prepared and for which Sweco UK Ltd was commissioned. Sweco UK Ltd accepts no responsibility for this drawing to any party other than the person by whom it was commissioned. This drawing has been prepared on behalf of Galliford Try by Sweco UK Ltd for the titled project or named part thereof and should not be relied upon or used for any other project without an independent check being carried out as to its suitability and prior written authority of Galliford Try being obtained. Sweco UK Ltd accepts no responsibility or liability for the consequences of this drawing being used for a purpose other than the purposes for which it was commissioned. Any person using or relying on this drawing for such other purpose agrees, and will by such use or reliance be taken to confirm his/her agreement, to indemnify Sweco UK Ltd for all loss or damage resulting therefrom.



© Crown copyright and database rights 2020 Ordnance Survey 100030449. Use of this data is subject to terms and conditions.

NOTES

Purpose of use
FOR DCO SUBMISSION

Development Consent Order Number / Document
TR010038/APP/2.2(S)

- THESE PLANS SHOULD BE READ IN CONJUNCTION WITH OTHER PLANS AND DOCUMENTS IN THE DEVELOPMENT CONSENT ORDER.
- ALL DIMENSIONS ARE IN METRES UNLESS STATED OTHERWISE.

KEY TO SYMBOLS

- ORDER LIMITS
- AREA NOT INCLUDED IN THE ORDER LIMITS
- SCHEME DESIGN
- COMPOUND/MATERIAL STORAGE AREA
- ECOLOGICAL MITIGATION
- ENVIRONMENTAL MITIGATION
- UTILITIES AND MINOR WORKS LIMIT OF DEVIATION

REV	DATE	REVISION NOTE	ORG	CHKD	APPD
P01	08/12/20	FIRST ISSUE	AKno	JHar	JHar
P02	26/02/21	DCO SUBMISSION	AKno	JHar	MR
P03	11/03/21	DCO SUBMISSION	AKno	MR	MR
C01	11/03/21	DCO SUBMISSION	AKno	MR	MR

DESIGNER
SWECO

CONTRACTOR
GallifordTry

CLIENT
highways england

PROJECT TITLE
A47 NORTH TUDDENHAM TO EASTON DUALLING

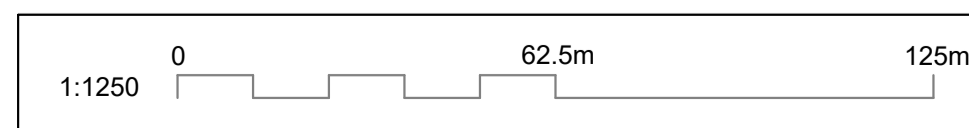
PROJECT STAGE
PCF STAGE 3

DRAWING TITLE
**GENERAL ARRANGEMENT PLANS
REGULATION 5(2)(o)
SHEET 18 OF 23**

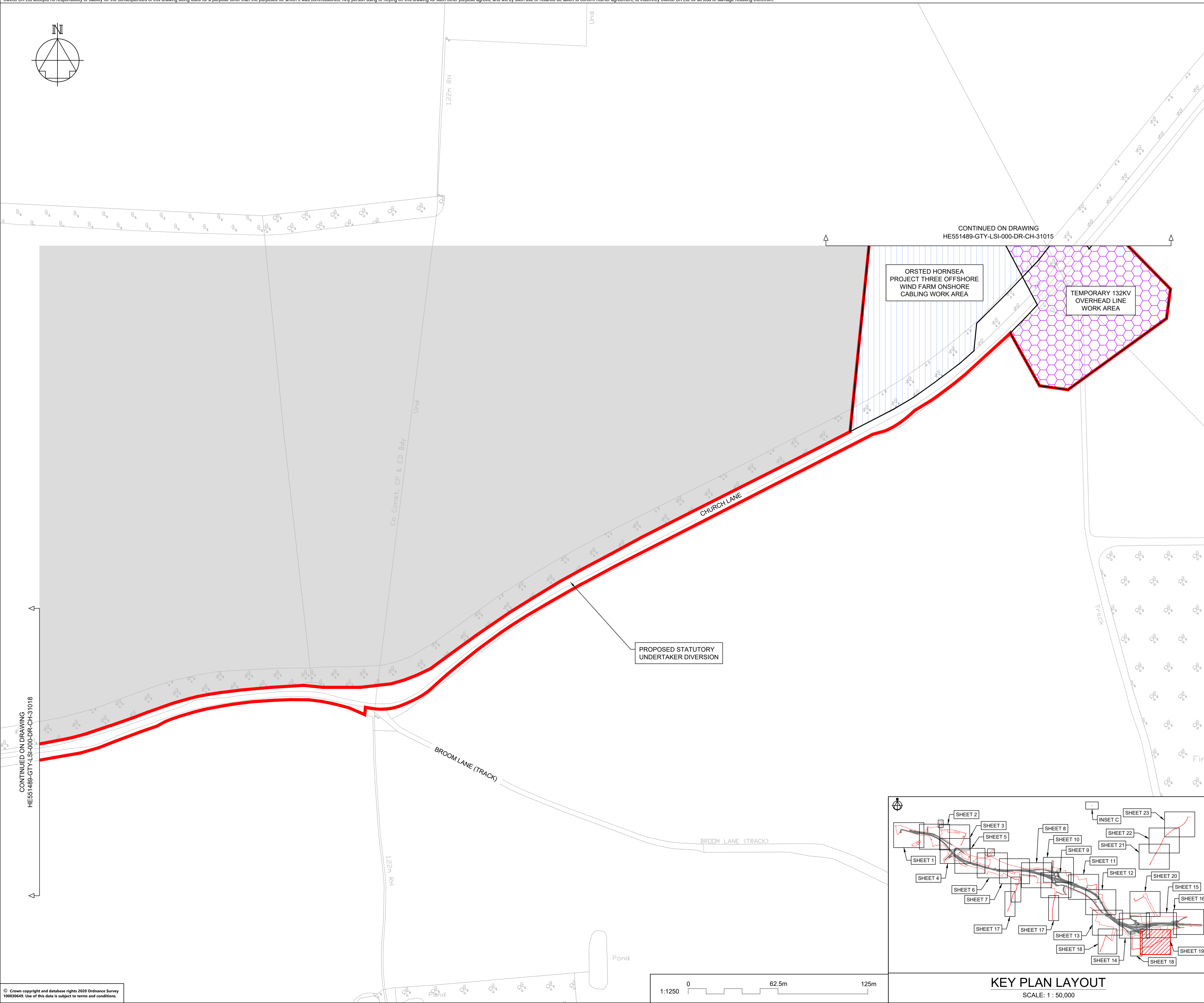
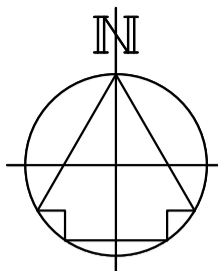
SUITABILITY
AUTHORISED AS STAGE 3 COMPLETED

SHEET SIZE	SCALE	STATUS	REVISION
A1	1:1250	A3	C01

DRAWING NUMBER
HE551489-GTY-LSI-000-DR-CH-31018



This drawing should not be relied on or used in circumstances other than those for which it was originally prepared and for which Sweco UK Ltd was commissioned. Sweco UK Ltd accepts no responsibility for this drawing to any party other than the person by whom it was commissioned. This drawing has been prepared on behalf of Galliford Try by Sweco UK Ltd for the titled project and should not be relied upon or used for any other project without an independent check being carried out as to its suitability and prior written authority of Galliford Try being obtained. Sweco UK Ltd accepts no responsibility or liability for the consequences of this drawing being used for a purpose other than the purposes for which it was commissioned. Any person using or relying on this drawing for such other purpose agrees, and will by such use or reliance be taken to confirm his/her agreement, to indemnify Sweco UK Ltd for all loss or damage resulting therefrom.



NOTES

Purpose of use
FOR DCO SUBMISSION

Development Consent Order Number / Document
TR010038/APP/2.2(T)

- THESE PLANS SHOULD BE READ IN CONJUNCTION WITH OTHER PLANS AND DOCUMENTS IN THE DEVELOPMENT CONSENT ORDER.
- ALL DIMENSIONS ARE IN METRES UNLESS STATED OTHERWISE.

KEY TO SYMBOLS

- ORDER LIMITS
- AREA NOT INCLUDED IN THE ORDER LIMITS
- SCHEME DESIGN
- COMPOUND/MATERIAL STORAGE AREA
- ECOLOGICAL MITIGATION
- ENVIRONMENTAL MITIGATION
- UTILITIES AND MINOR WORKS LIMIT OF DEVIATION

REV	DATE	REVISION NOTE	ORG	CHKD	APPD
P01	08/12/20	FIRST ISSUE	AKno	JHar	JHar
P02	26/02/21	DCO SUBMISSION	AKno	JHar	MR
P03	11/03/21	DCO SUBMISSION	AKno	MR	MR
C01	11/03/21	DCO SUBMISSION	AKno	MR	MR

DESIGNER

CONTRACTOR

CLIENT

PROJECT TITLE

A47 NORTH TUDDENHAM TO EASTON DUALLING

PROJECT STAGE

PCF STAGE 3

DRAWING TITLE

**GENERAL ARRANGEMENT PLANS
REGULATION 5(2)(o)
SHEET 19 OF 23**

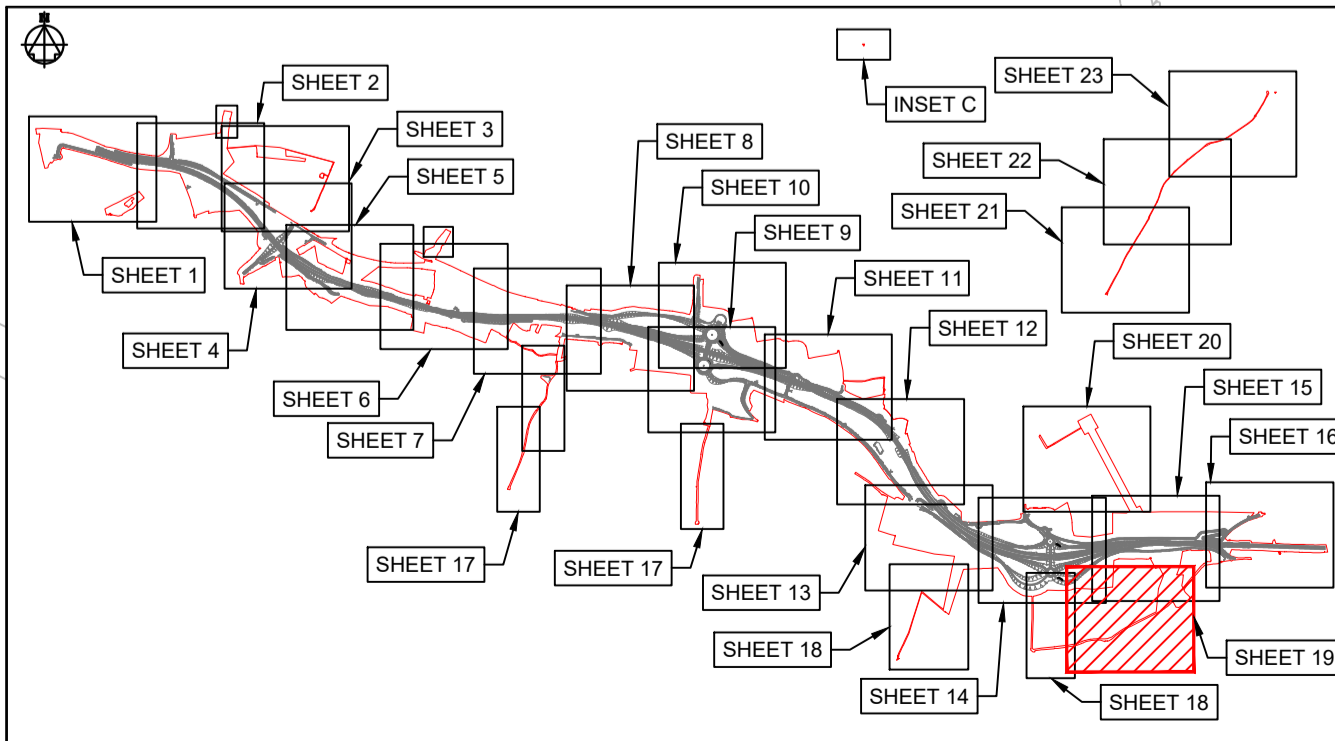
SUITABILITY

AUTHORISED AS STAGE 3 COMPLETED

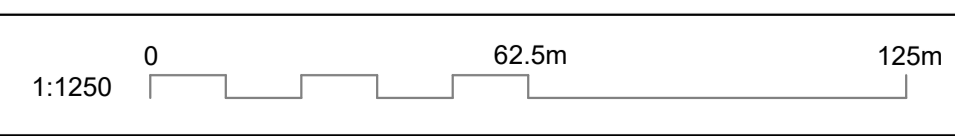
SHEET SIZE	SCALE	STATUS	REVISION
A1	1:1250	A3	C01

DRAWING NUMBER

HE551489-GTY-LSI-000-DR-CH-31019

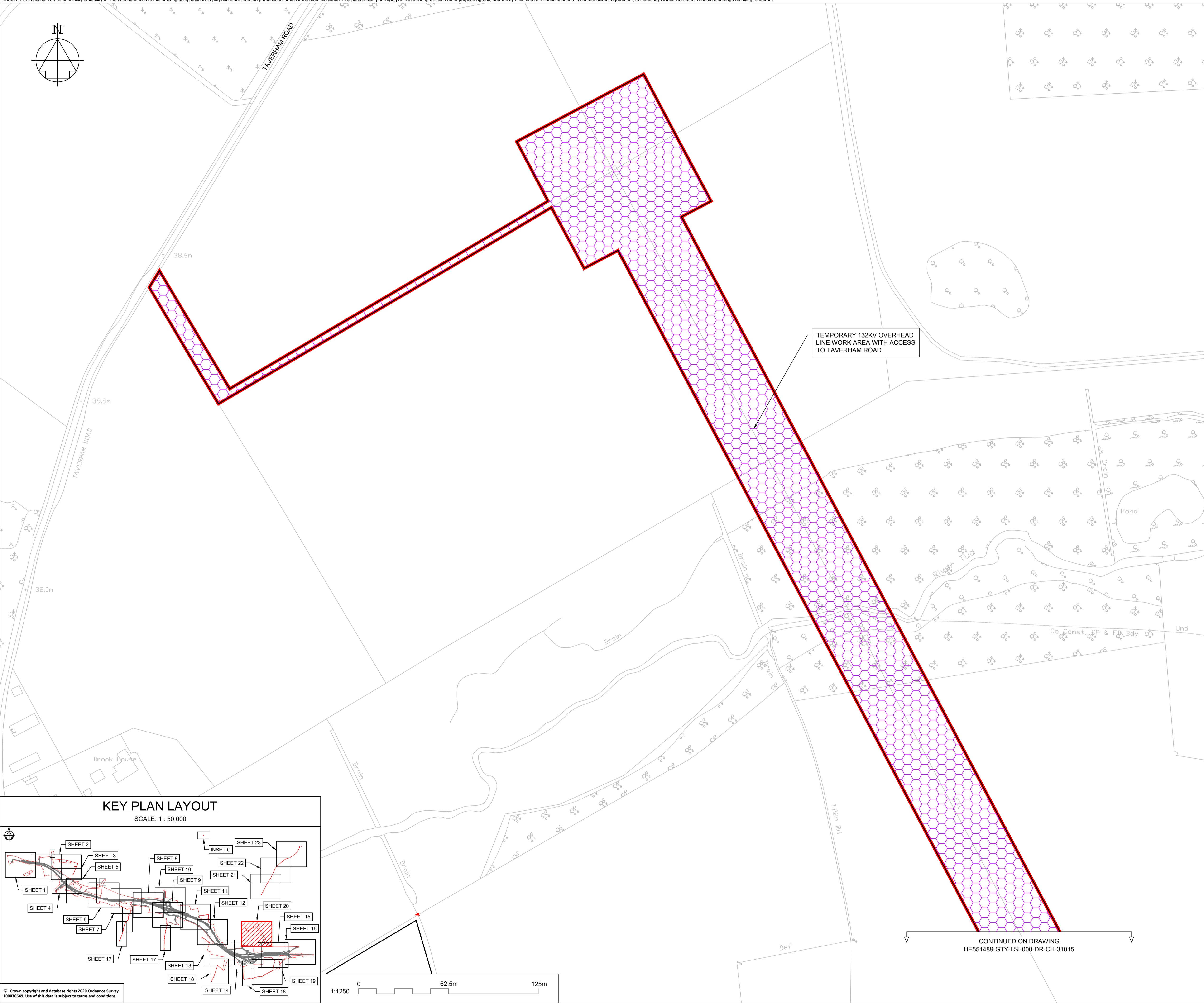


KEY PLAN LAYOUT
SCALE: 1 : 50,000



© Crown copyright and database rights 2020 Ordnance Survey 100030440. Use of this data is subject to terms and conditions.

This drawing should not be relied on or used in circumstances other than those for which it was originally prepared and for which Sweco UK Ltd was commissioned. Sweco UK Ltd accepts no responsibility for this drawing to any party other than the person by whom it was commissioned. This drawing has been prepared on behalf of Galliford Try by Sweco UK Ltd for the titled project or named part thereof and should not be relied upon or used for any other project without an independent check being carried out as to its suitability and prior written authority of Galliford Try being obtained. Sweco UK Ltd accepts no responsibility or liability for the consequences of this drawing being used for a purpose other than the purposes for which it was commissioned. Any person using or relying on this drawing for such other purpose agrees, and will by such use or reliance be taken to confirm his/her agreement, to indemnify Sweco UK Ltd for all loss or damage resulting therefrom.



TEMPORARY 132KV OVERHEAD LINE WORK AREA WITH ACCESS TO TAVERHAM ROAD

NOTES

Purpose of use
FOR DCO SUBMISSION

Development Consent Order Number / Document
TR010038/APP/2.2(U)

- THESE PLANS SHOULD BE READ IN CONJUNCTION WITH OTHER PLANS AND DOCUMENTS IN THE DEVELOPMENT CONSENT ORDER.
- ALL DIMENSIONS ARE IN METRES UNLESS STATED OTHERWISE.

KEY TO SYMBOLS

- ORDER LIMITS
- AREA NOT INCLUDED IN THE ORDER LIMITS
- SCHEME DESIGN
- COMPOUND/MATERIAL STORAGE AREA
- ECOLOGICAL MITIGATION
- ENVIRONMENTAL MITIGATION
- UTILITIES AND MINOR WORKS LIMIT OF DEVIATION

REV	DATE	REVISION NOTE	ORG	CHKD	APPD
P01	08/12/20	FIRST ISSUE	AKno	JHar	JHar
P02	26/02/21	DCO SUBMISSION	AKno	JHar	MR
P03	11/03/21	DCO SUBMISSION	AKno	MR	MR
C01	11/03/21	DCO SUBMISSION	AKno	MR	MR

DESIGNER
SWECO

CONTRACTOR
GallifordTry

CLIENT
highways england

PROJECT TITLE
A47 NORTH TUDDENHAM TO EASTON DUALLING

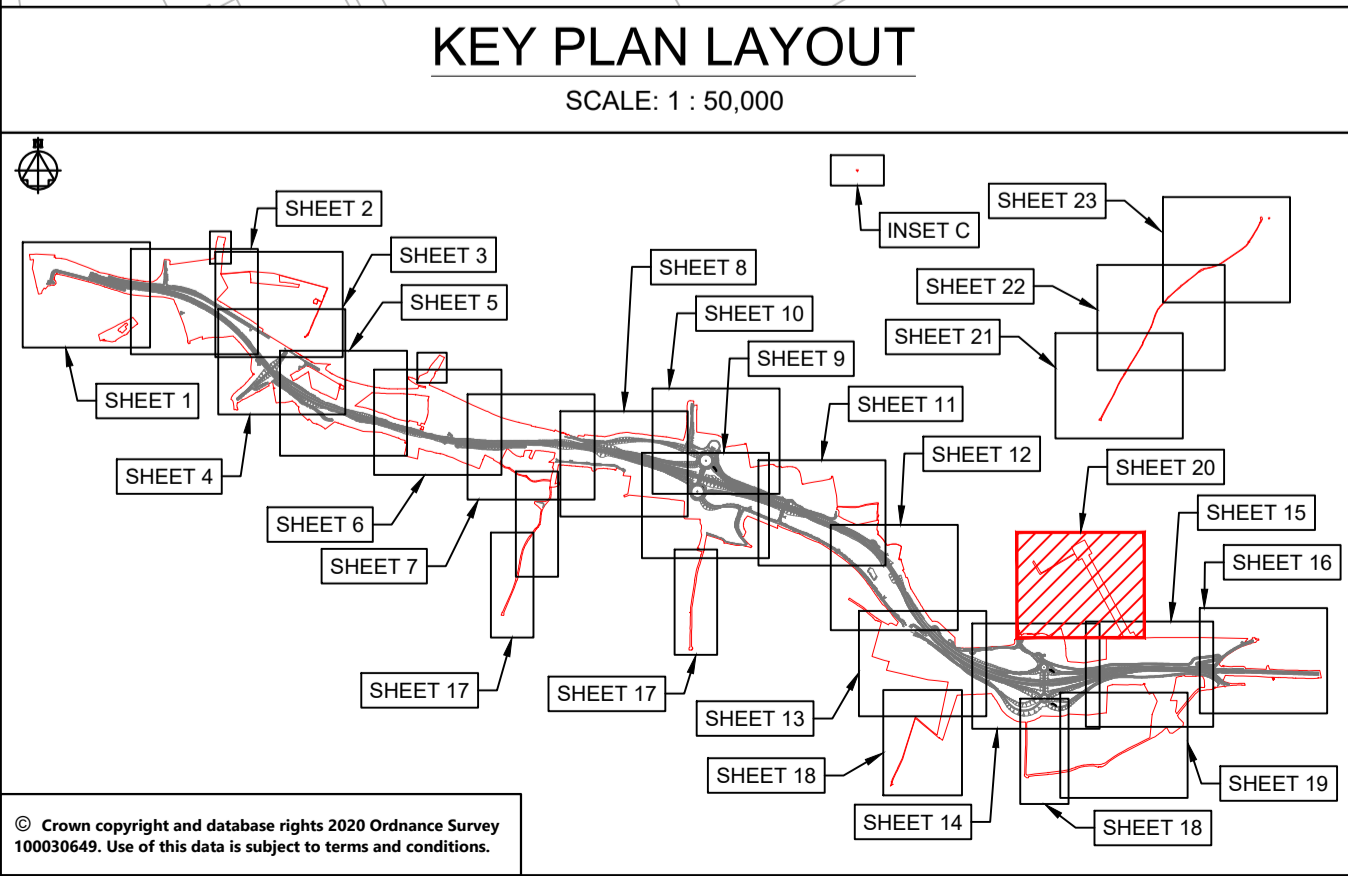
PROJECT STAGE
PCF STAGE 3

DRAWING TITLE
GENERAL ARRANGEMENT PLANS REGULATION 5(2)(o) SHEET 20 OF 23

SUITABILITY
AUTHORISED AS STAGE 3 COMPLETED

SHEET SIZE	SCALE	STATUS	REVISION
A1	1:1250	A3	C01

DRAWING NUMBER
HE551489-GTY-LSI-000-DR-CH-31020



© Crown copyright and database rights 2020 Ordnance Survey 10003645. Use of this data is subject to terms and conditions.

CONTINUED ON DRAWING
HE551489-GTY-LSI-000-DR-CH-31015

This drawing should not be relied on or used in circumstances other than those for which it was originally prepared and for which Sweco UK Ltd was commissioned. Sweco UK Ltd accepts no responsibility for this drawing to any party other than the person by whom it was commissioned. This drawing has been prepared on behalf of Galliford Try by Sweco UK Ltd for the titled project or named part thereof and should not be relied upon or used for any other project without an independent check being carried out as to its suitability and prior written authority of Galliford Try being obtained. Sweco UK Ltd accepts no responsibility or liability for the consequences of this drawing being used for a purpose other than the purposes for which it was commissioned. Any person using or relying on this drawing for such other purpose agrees, and will by such use or reliance be taken to confirm his/her agreement, to indemnify Sweco UK Ltd for all loss or damage resulting therefrom.



DRAWING INCLUDED FOR COMPLETENESS.
NO WORKS ARE PROPOSED HERE - AREA
FOR TRAFFIC ORDER POWERS ONLY

NOTES

Purpose of use
FOR DCO SUBMISSION

Development Consent Order Number / Document
TR010038/APP/2.2(V)

1. THESE PLANS SHOULD BE READ IN CONJUNCTION WITH OTHER PLANS AND DOCUMENTS IN THE DEVELOPMENT CONSENT ORDER.
2. ALL DIMENSIONS ARE IN METRES UNLESS STATED OTHERWISE.

KEY TO SYMBOLS

- ORDER LIMITS
- AREA NOT INCLUDED IN THE ORDER LIMITS
- SCHEME DESIGN
- COMPOUND/MATERIAL STORAGE AREA
- ECOLOGICAL MITIGATION
- ENVIRONMENTAL MITIGATION
- UTILITIES AND MINOR WORKS LIMIT OF DEVIATION

REV	DATE	REVISION NOTE	ORG	CHKD	APPD
P01	08/12/20	FIRST ISSUE	AKno	JHar	JHar
P02	26/02/21	DCO SUBMISSION	AKno	JHar	MR
P03	11/03/21	DCO SUBMISSION	AKno	MR	MR
C01	11/03/21	DCO SUBMISSION	AKno	MR	MR

DESIGNER
SWECO

CONTRACTOR
GallifordTry

CLIENT
**highways
england**

PROJECT TITLE
**A47 NORTH TUDDENHAM TO
EASTON DUALLING**

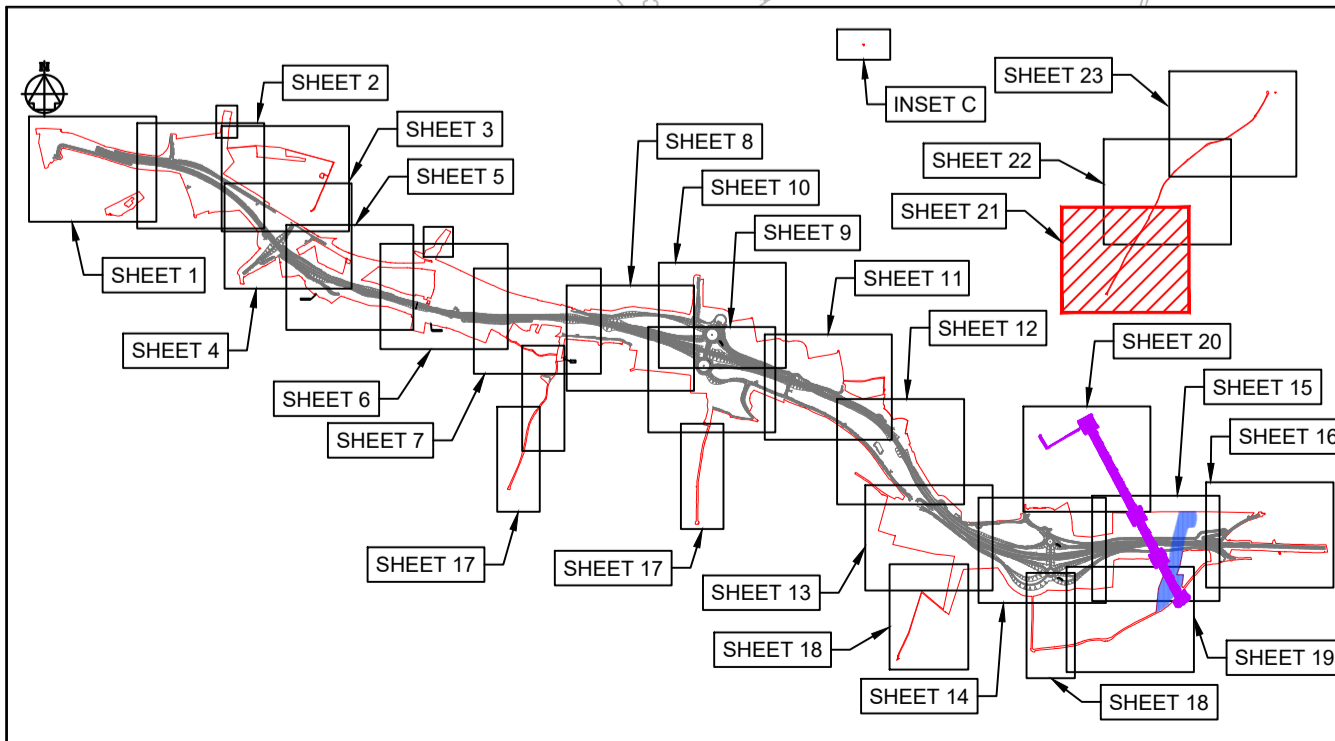
PROJECT STAGE
PCF STAGE 3

DRAWING TITLE
**GENERAL ARRANGEMENT PLANS
REGULATION 5(2)(o)
SHEET 21 OF 23**

SUITABILITY
AUTHORISED AS STAGE 3 COMPLETED

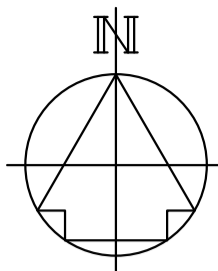
SHEET SIZE: **A1** SCALE: **1:1250** STATUS: **A3** REVISION: **C01**

DRAWING NUMBER
HE551489-GTY-LSI-000-DR-CH-31021

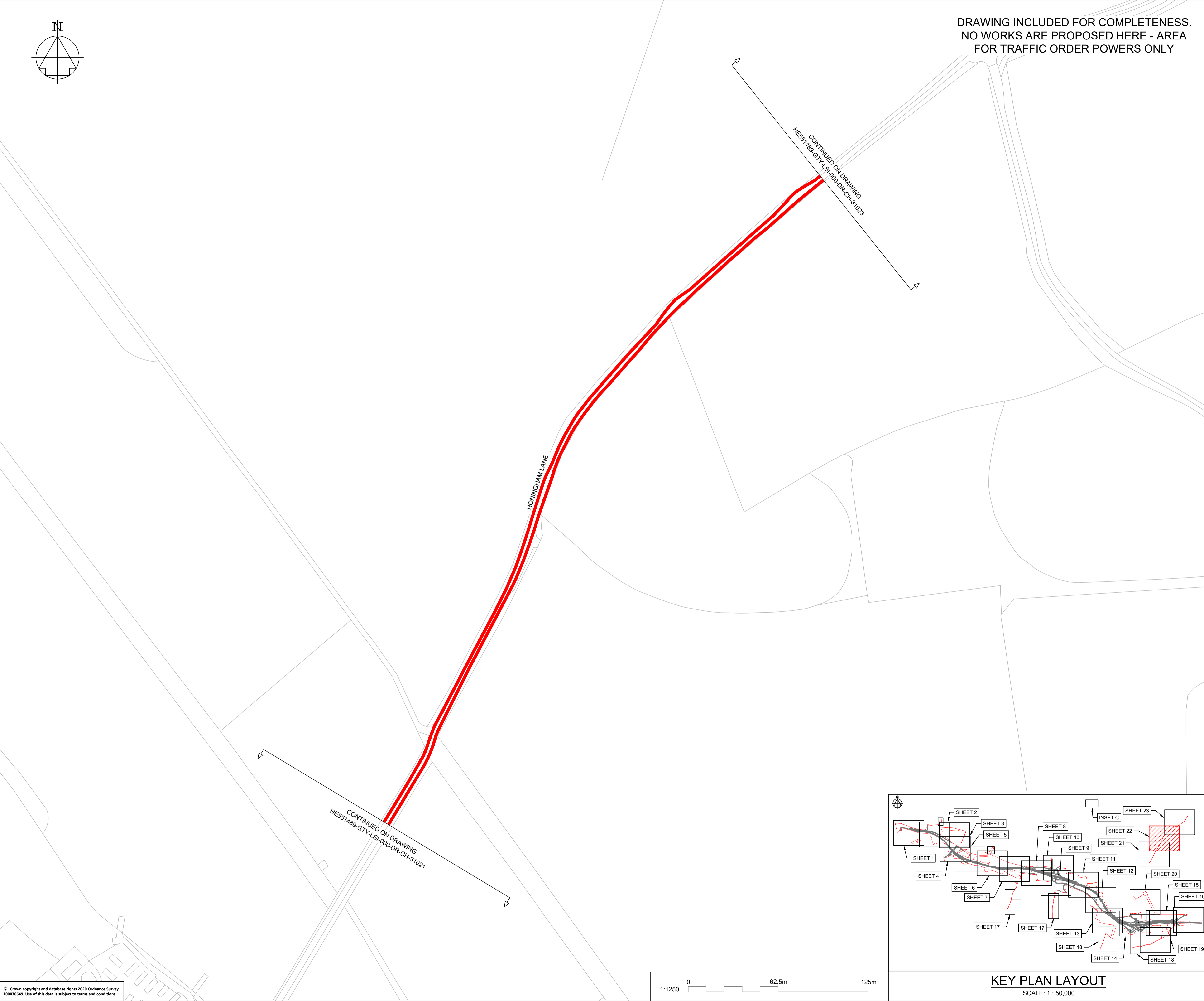


KEY PLAN LAYOUT
SCALE: 1 : 50,000

This drawing should not be relied on or used in circumstances other than those for which it was originally prepared and for which Sweco UK Ltd was commissioned. Sweco UK Ltd accepts no responsibility for this drawing to any party other than the person by whom it was commissioned. This drawing has been prepared on behalf of Galliford Try by Sweco UK Ltd for the titled project and should not be relied upon or used for any other project without an independent check being carried out as to its suitability and prior written authority of Galliford Try being obtained. Sweco UK Ltd accepts no responsibility or liability for the consequences of this drawing being used for a purpose other than the purposes for which it was commissioned. Any person using or relying on this drawing for such other purpose agrees, and will by such use or reliance be taken to confirm his/her agreement, to indemnify Sweco UK Ltd for all loss or damage resulting therefrom.



DRAWING INCLUDED FOR COMPLETENESS.
NO WORKS ARE PROPOSED HERE - AREA
FOR TRAFFIC ORDER POWERS ONLY



NOTES

Purpose of use
FOR DCO SUBMISSION

Development Consent Order Number / Document
TR010038/APP/2.2(W)

1. THESE PLANS SHOULD BE READ IN CONJUNCTION WITH OTHER PLANS AND DOCUMENTS IN THE DEVELOPMENT CONSENT ORDER.
2. ALL DIMENSIONS ARE IN METRES UNLESS STATED OTHERWISE.

KEY TO SYMBOLS

- ORDER LIMITS
- AREA NOT INCLUDED IN THE ORDER LIMITS
- SCHEME DESIGN
- COMPOUND/MATERIAL STORAGE AREA
- ECOLOGICAL MITIGATION
- ENVIRONMENTAL MITIGATION
- UTILITIES AND MINOR WORKS LIMIT OF DEVIATION

REV	DATE	REVISION NOTE	ORG	CHKD	APPD
P01	08/12/20	FIRST ISSUE	AKno	JHar	JHar
P02	26/02/21	DCO SUBMISSION	AKno	JHar	MR
P03	11/03/21	DCO SUBMISSION	AKno	MR	MR
C01	11/03/21	DCO SUBMISSION	AKno	MR	MR

DESIGNER
SWECO

CONTRACTOR
GallifordTry

CLIENT
highways england

PROJECT TITLE
A47 NORTH TUDDENHAM TO EASTON DUALLING

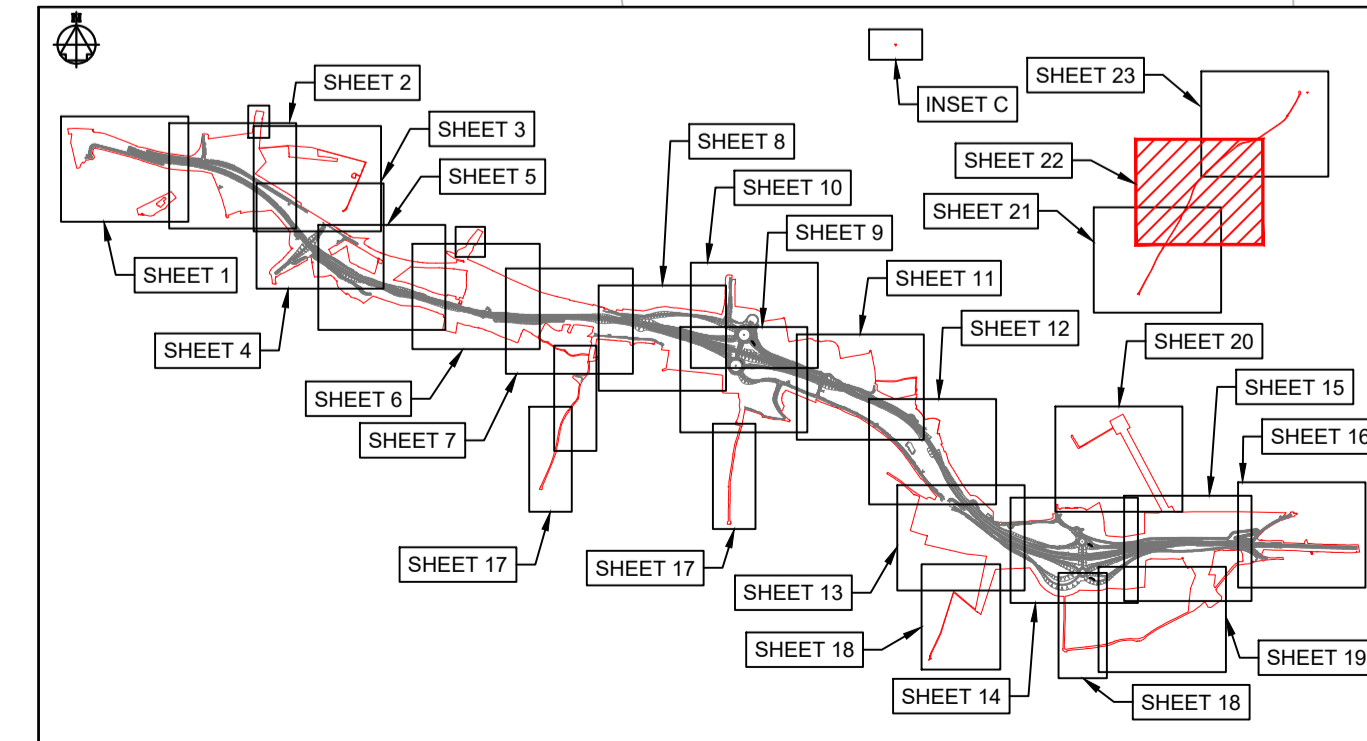
PROJECT STAGE
PCF STAGE 3

DRAWING TITLE
**GENERAL ARRANGEMENT PLANS
REGULATION 5(2)(o)
SHEET 22 OF 23**

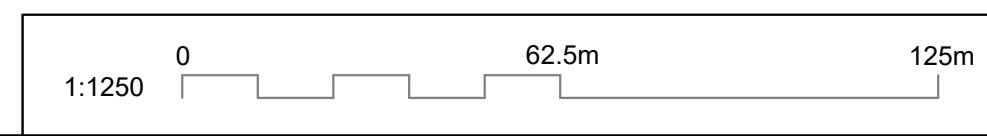
SUITABILITY
AUTHORISED AS STAGE 3 COMPLETED

SHEET SIZE	SCALE	STATUS	REVISION
A1	1:1250	A3	C01

DRAWING NUMBER
HE551489-GTY-LSI-000-DR-CH-31022

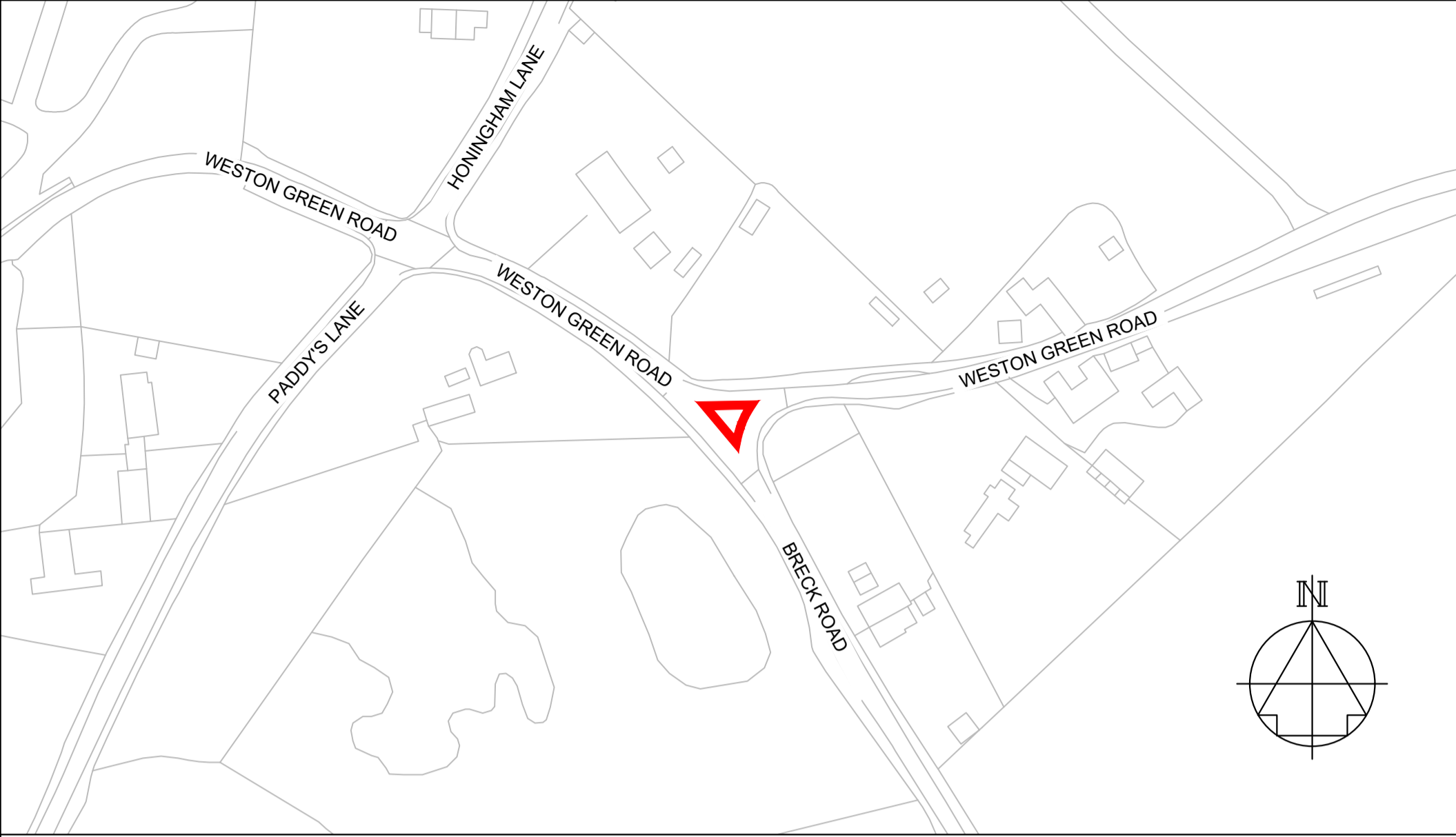


KEY PLAN LAYOUT
SCALE: 1 : 50,000



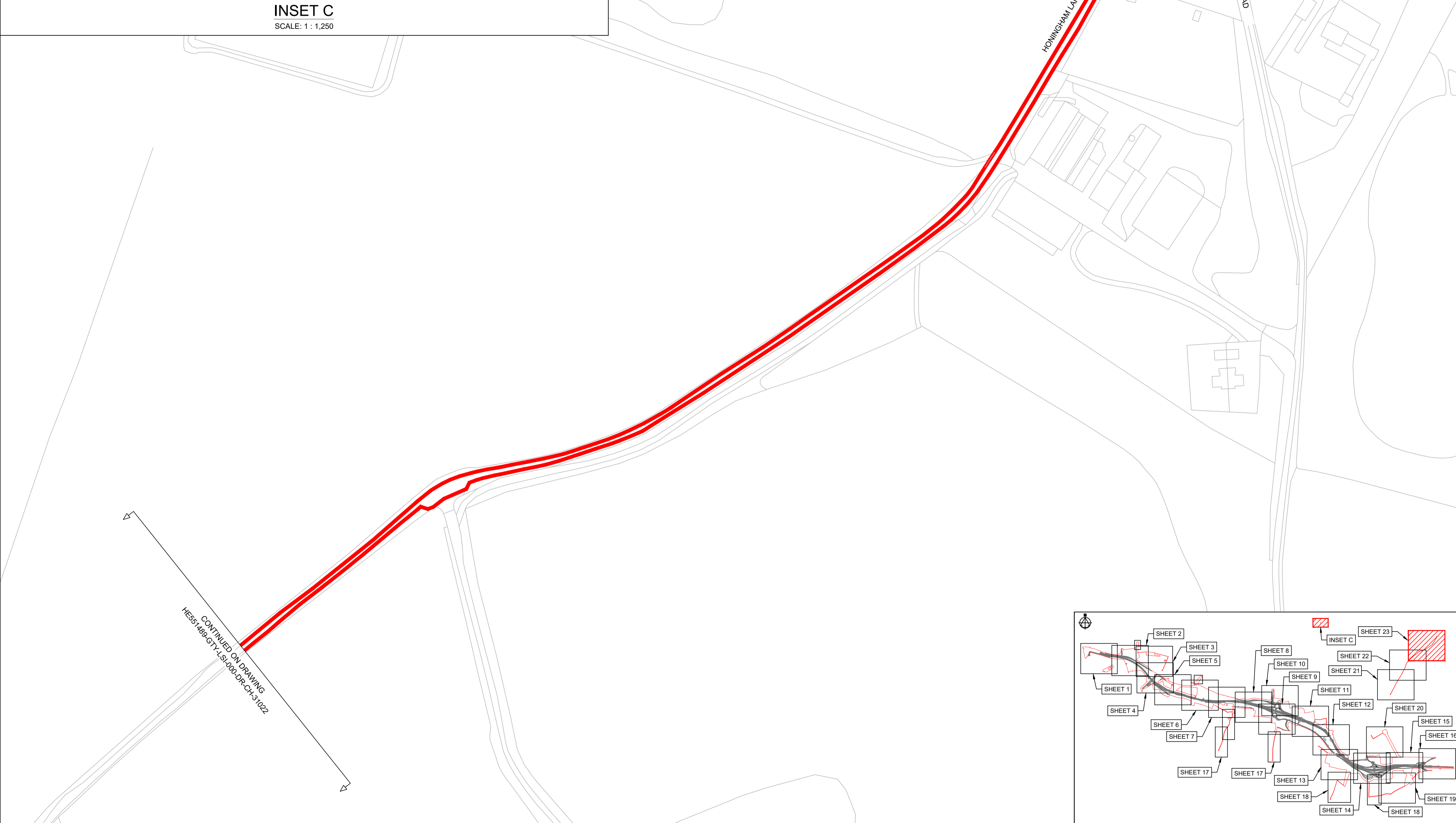
© Crown copyright and database rights 2020 Ordnance Survey 10003645. Use of this data is subject to terms and conditions.

This drawing should not be relied on or used in circumstances other than those for which it was originally prepared and for which Sweco UK Ltd was commissioned. Sweco UK Ltd accepts no responsibility for this drawing to any party other than the person by whom it was commissioned. This drawing has been prepared on behalf of Galliford Try by Sweco UK Ltd for the titled project or named part thereof and should not be relied upon or used for any other project without an independent check being carried out as to its suitability and prior written authority of Galliford Try being obtained. Sweco UK Ltd accepts no responsibility or liability for the consequences of this drawing being used for a purpose other than the purposes for which it was commissioned. Any person using or relying on this drawing for such other purpose agrees, and will by such use or reliance be taken to confirm his/her agreement, to indemnify Sweco UK Ltd for all loss or damage resulting therefrom.



INSET C
SCALE: 1 : 1,250

**DRAWING INCLUDED FOR COMPLETENESS.
NO WORKS ARE PROPOSED HERE - AREA
FOR TRAFFIC ORDER POWERS ONLY**



NOTES

Purpose of use
FOR DCO SUBMISSION

Development Consent Order Number / Document
TR010038/APP/2.2(X)

1. THESE PLANS SHOULD BE READ IN CONJUNCTION WITH OTHER PLANS AND DOCUMENTS IN THE DEVELOPMENT CONSENT ORDER.
2. ALL DIMENSIONS ARE IN METRES UNLESS STATED OTHERWISE.

KEY TO SYMBOLS

- ORDER LIMITS
- AREA NOT INCLUDED IN THE ORDER LIMITS
- SCHEME DESIGN
- COMPOUND/MATERIAL STORAGE AREA
- ECOLOGICAL MITIGATION
- ENVIRONMENTAL MITIGATION
- UTILITIES AND MINOR WORKS LIMIT OF DEVIATION

REV	DATE	REVISION NOTE	ORG	CHKD	APPD
P01	08/12/20	FIRST ISSUE	AKno	JHar	JHar
P02	26/02/21	DCO SUBMISSION	AKno	JHar	MR
P03	11/03/21	DCO SUBMISSION	AKno	MR	MR
C01	11/03/21	DCO SUBMISSION	AKno	MR	MR

DESIGNER
SWECO

CONTRACTOR
GallifordTry

CLIENT
**highways
england**

PROJECT TITLE
**A47 NORTH TUDDENHAM TO
EASTON DUALLING**

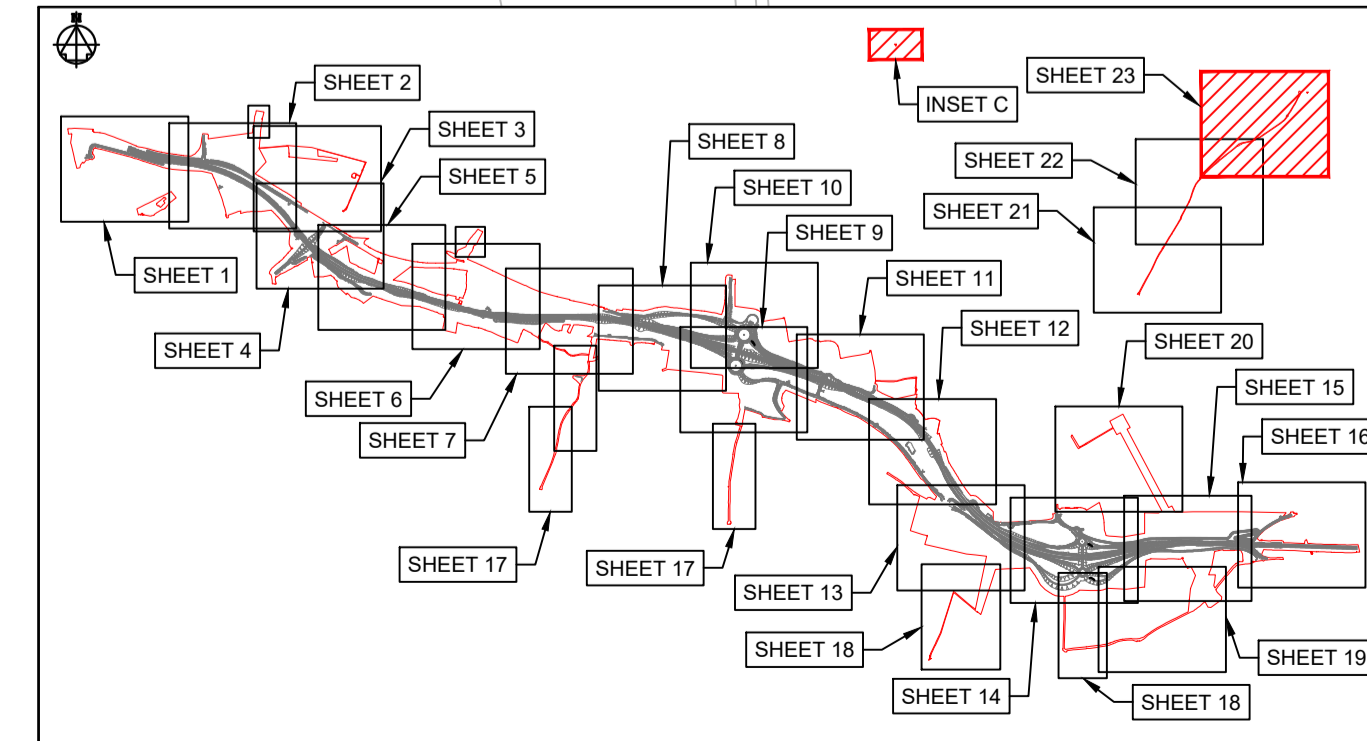
PROJECT STAGE
PCF STAGE 3

DRAWING TITLE
**GENERAL ARRANGEMENT PLANS
REGULATION 5(2)(o)
SHEET 23 OF 23**

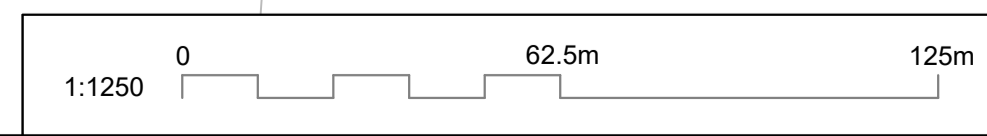
SUITABILITY
AUTHORISED AS STAGE 3 COMPLETED

SHEET SIZE	SCALE	STATUS	REVISION
A1	1:1250	A3	C01

DRAWING NUMBER
HE551489-GTY-LSI-000-DR-CH-31023



KEY PLAN LAYOUT
SCALE: 1 : 50,000



CONTINUED ON DRAWING
HE551489-GTY-LSI-000-DR-CH-31022